



Shirdi Sai Rural Institute's

ARTS, SCIENCE AND COMMERCE COLLEGE, RAHATA

“NAAC REACCREDITED “B++” GRADE COLLEGE”

A/P/Tal-Rahata, Dist.-Ahmednagar. (M.S.)423107

Affiliated to Savitribai Phule Pune University, Pune

www.ascrahata.org



SELF STUDY REPORT- CYCLE 3rd 2018-2023

Criterion: VI Governance, Leadership and Management

Key Indicator: 6.3 Faculty Empowerment Strategies

Metric: 6.3.2 (QnM)

Percentage of teachers provided with financial support to attend conferences/workshops and towards membership fee of professional bodies during the last five years

**Submitted to
NATIONAL ASSESSMENT AND ACCREDITATION COUNCIL (NAAC)
BENGALURU**



Shirdi Sai Rural Institutes,

Arts, Science and Commerce College, Rahata

Tal- Rahata, Dist-Ahmednagar, Pin - 423107 (MS)
(University of Pune Affiliated ID No. PU/AN/ASC/052/1997)
NAAC RE-ACCREDITED "B++" GRADE COLLEGE



Ref : ASCCR /

Date

DECLARATION

We the undersigned, hereby declare that all information, reports, true copies of the supporting documents, and numerical data submitted by our institution for the purpose of NAAC accreditation have been thoroughly verified by the Internal Quality Assurance Cell (IQAC). We affirm that these submissions are accurate and correct as per our records.


This declaration pertains specifically to the accreditation process for the third cycle of the institution, covering the period from 2018-19 to 2022-23.

Thank you.

Sincerely,


Dr. Vikram P. Bhalekar
IQAC Coordinator
Internal Quality Assurance Cell
Arts, Science and Commerce College, Rahata




Prof. (Dr.) Somnath S. Gholap
Principal
Arts, Science and Commerce College
Rahata, Tel-Rahata, Dist-Ahmednagar

Date-30/07/2024

Place- Rahata

Recipient of "Best Rural College Award" from Student Welfare Board, (2011- 12 & 2013-14)
by Savitribai Phule Pune University, Pune - 07 | NAAC Track ID - MHCOGN 80225 AISHE CODE - C - 41932
Phone : (02423) 295488 Email: principal.ascrahata@pravara.in | rahatacollege@rediffmail.com | Website: www.ascrahata.org

Metric 6.3.2 Percentage of teachers provided with financial support to attend conferences/workshops and towards membership fee of professional bodies during the last five years

Audited Financial Statement Highlighting This Support

Index

Sr. No	Year	Particular	Page no.
1	2018-19 to 2020-23	Financial support summary 2018-19 to 2022-23	4
2	2018-19 to 2020-23	Summary of institutional expenditure from the audited statement of accounts, highlighting the financial support provided to staff Year 2018-19 to 2022-23	5
3	2022-23	Audited statement of account highlighting the financial support to Staff	6
		Audited statement of accounts highlighting the financial support provided to staff – Note	7
		Institutional Income & expenditure statements (SR)	8-10
		Institutional Income & expenditure statements (PG)	11-13
4	2021-22	Audited statement of account highlighting the financial support to Staff	14
		Audited statement of accounts highlighting the financial support provided to staff – Note	15
		Institutional Income & expenditure statements (SR)	16-18
		Institutional Income & expenditure statements (PG)	19-21
5	2020-21	Audited statement of account highlighting the financial support to Staff	22
		Audited statement of accounts highlighting the financial support provided to staff – Note	23
		Institutional Income & expenditure statements (SR)	24-26
		Institutional Income & expenditure statements (PG)	27-29
6	2019-20	Audited statement of account highlighting the financial support to Staff	30
		Audited statement of accounts highlighting the financial support provided to staff – Note	31
		Institutional Income & expenditure statements (SR)	32-34
		Institutional Income & expenditure statements (PG)	35-37
7	2018-19	Audited statement of account highlighting the financial support to Staff	38
		Audited statement of accounts highlighting the financial support provided to staff – Note	39-40
		Institutional Income & expenditure statements (SR)	41-43
		Institutional Income & expenditure statements (PG)	44-46

Financial support summary 2018-19 to 2022-23

Shirdi Sai Rural Institute's

Arts, Science and Commerce College, Rahata

Financial support to attend conferences/workshop and towards membership fee of
professional bodies during the Financial year 2018-19 to 2022-23

Summary

Year	No. of Teachers	Total Amount
2018-19	22	13000/-
2019-20	18	8500/-
2020-21	9	9600/-
2021-22	23	19850/-
2022-23	35	21800/-



PRINCIPAL
Art's Science & Commerce College
Rahata, Tal. Rahata, Dist. A. Nagar

Summary of institutional expenditure from the audited statement of accounts, highlighting the financial support provided to staff

Year 2018-19 to 2022-23

Sr. No.	Year	Expenses incurred for financial support provided to staff as per Balance sheet		
		SR	PG	Total
1	2022-23	-	21800/-	21800/-
2	2021-22	-	19850/-	19850/-
3	2020-21	-	9600/-	9600/-
4	2019-20	-	8500/-	8500/-
5	2018-19	13000	-	13000/-


PRINCIPAL
 Art's, Science & Commerce College
 Rahata, Dist. Ahmednagar.


FOR KADAM & COMPANY
CHARTERED ACCOUNTANTS

(U. S. KADAM)
PARTNER
Mem.No.031055

Audited statement of account highlighting the financial support to Staff

Financial Year 2022-23

Arts, Science and Commerce College, Rahata			
Expenditure incurred on Maintenance of Physical facilities and Academic Support Facilities			
Particulars	Actual Expenditure 2022-23		Total
	SR	PG	
Academic			
Library Books & E-Books	5000	0	5,000.00
ADVERTISEMENT EXPENSES	77994	11870	89,864.00
AFFILIATION FEES TO UNI/BOARD	405100	6000	4,11,100.00
CAREERER GUIDENCE COURSE EXPENSES	18000	0	18,000.00
COMPUTER SOFTWARE FEES & EXPS	184472	2800.00	1,87,272.00
COMPUTER TRAINING EXPENSES	3250	0	3,250.00
EDUCATIONAL EXPENSES	532566	0	5,32,566.00
GARDEN EXPENSES	37120	28635	65,755.00
LABORATORY CURRRENT EXPENCES	145032.8	38173	1,83,205.80
P H D COURSE EXPENSES	-	0	-
REGISTRATION FEES EXP.	-	11950	11,950.00
RESEARCH PROJECT EXPENSES	-	0	-
SECURITY EXPENSES	1180	0	1,180.00
STAFF INSURANCE EXPS	-	0	-
VARIOUS PROGRAM & SEMINAR EXP	324596	111728.00	4,36,324.00
BANK /CHARGES EXP.	7327.50	2109.00	9,436.50
ELECTRICITY CHARGES EXP.	180800.00	2959.00	1,83,759.00
GUEST HOUSE EXPENSES	-	0.00	-
LEGAL EXPENSES	1800.00	0.00	1,800.00
MISCELLANEOUS EXPENSES	8106.00	70844.08	78,950.08
POSTAGE & TELEGRAMS EXPENSES	-	1858.00	1,858.00
TELEPHONE & INTERNET EXPENSES	16636.00	1507.00	18,143.00
TRAVELLING & Transport EXPENSES	55114.00	204260.00	2,59,374.00
BOOK BINDING EXP.	0.00	0.00	-
NEWS PAPERS & PERIODICALS EXP.	9989.00	0.00	9,989.00
PRINTING & STATIONERY EXP	368656.00	50496.26	4,19,152.26
STATIONARY EXPENSES	0.00	0.00	-
MEETING EXPENSES	11765.00	34724.00	46,489.00
EXAMINATION EXPENSES	0	0	-
N S S /N C C EXP	190231	0	1,90,231.00
STUDENT ACTIVITY EXPENSES	256997	207643	4,64,640.00
STUDENT TRAINING & PLACEMENT	16741	750	17,491.00
AUDIT FEE	30270	20860.00	51,130.00
Total	28,88,743.30	8,09,166.34	36,97,909.64
Physical			
BUILDING & FURNITURE INSURANCE	19553.00	0	19,553.00
STUDENT INSURANCE	0	0	-
RENT BUILDING EXP.	0	0	-
REP & MAINT.	38938	173790.04	2,12,728.04
SANITATION EXPENSES	0	0	-
SUPERVISION & SERVICE CHARGES EXP	0	0	-
WATER CHARGES EXPENSES	-	0	-
ELECTRICITY MAINT EXP	-	0	-
REPAIRS TO EQUIPMENT	-	0	-
VEHICLE EXPENSES	-	0	-
Total	58,491.00	1,73,790.04	2,32,281.04
Grand Total	29,47,234.30	9,82,956.38	39,30,190.68

FOR KADAM & COMPANY,
CHARTERED ACCOUNTANTS
(U. S. KADAM)
PARTNER
Mem No.03105*

PRINCIPAL
Art's Science & Commerce College
Rahata, Tal. Rahata, Dist. A. Nagar

Audited statement of accounts highlighting the financial support provided to staff –
Note: The total expenditure for Various Programme and Seminars related expenses for the financial year 2022-23, as per the audited statement, is **Rs. 1,09,228/-**, of which **Rs. 21,800/-** was spent on financial support for staff by the institution. The splitting of the audited statement is as follows, with the total expenditure and financial support provided to staff highlighted.



'Shirdi Sai Rural Institute's'
ARTS, SCIENCE AND COMMERCE COLLEGE, RAHATA
 Tal- Rahata, Dist-Ahmednagar (423107)
 (University of Pune Affiliated ID No. PU/ANI/ASC/052/1997)
 Phone- (02423) 204488, Fax- (02423) 204488
 Email: rahatacollege@rediffmail.com
 Website: http://pravarassri.org.in



Recipient of "Best Rural College Award" from Student Welfare Board, University of Pune (2011-12)
 Recipient of "Best Rural College Award" from University of Pune (2012-13)
 "NAAC ACREDITTED "B++" GRADE"

PG

Various Program & Seminar Expenses (2022-2023)

SR.NO	Account Head	Amount
1	Azadi Ka Amrut Mohastav Exp	30911
2	Financial Support To the Staff	21800
3	Generator Diesel	7600
4	Lunch Bill	35307
5	Printing & Stationery Exps	13610
Total-		109228/-




PRINCIPAL
 Art's Science & Commerce College
 Rahata, Tal.Rahata, Dist.A.Nagar

Institutional Income & expenditure statements (SR)

Financial Year 2022-23

SIHARDI SAI RURAL INSTITUTE'S
ARTS, SCIENCE & COMMERCE COLLEGE RAHATA (SENIOR)
TAL: RAHATA DIST: AHMEDNAGAR

INCOME & EXPENDITURE ACCOUNT FOR THE YEAR ENDED 31ST MARCH 2023

EXPENDITURE	AMOUNT	AMOUNT	INCOME	AMOUNT	AMOUNT
TO EXPENDITURE IN RESPECT OF PROPERTIES			BY RENT		
Rent, Rates & Taxes	6,62,410.00		BY INTEREST		
Repairs & Maintenance	38,938.00		On Bank a/c	1,15,514.00	
Insurance	19,553.00		On Other	1,12,240.00	2,27,754.00
Depreciation on Immovable Property	1,73,917.15	8,94,818.15	BY DIVIDENDS		-
TO MEETING EXPENSES		11,765.00	BY DONATIONS		-
TO LEGAL & PROFESSIONAL EXPENSES		1,800.00	BY GRANTS		
TO AUDIT FEES		30,270.00	Salary Grants	5,96,43,801.00	
TO AMOUNT WRITTEN OFF		-	Non-Salary Grants	-	
TO MISC. EXPENSES		8,106.00	Term Fee grants	-	
TO DEPRECIATION ON OTHER ASSETS		6,97,361.46	Admission Fee Grants	-	
TO EXPENSES ON OBJECT OF THE TRUST		-	Other Grants	5,16,617.00	6,01,60,418.00
Salaries & Allowances	5,95,26,017.00		BY FEES RECEIVED		
Bank Charges	7,327.50		Admission Fees	14,152.00	
Advertisement Expenses	77,994.00		Tuition Fees	11,48,805.00	
Travelling Expenses	53,964.00		Other Fees	14,20,615.00	25,83,572.00
Garden Expenses	37,120.00		BY OTHER INCOME		
Printing & Stationery	3,68,656.00		Other receipt	11,66,513.00	
NCC Expenses	10,000.00		Miscellaneous Income	2,70,235.00	14,36,748.00
Gymkhana & Gathering Expenses	13,934.00				
Computer & Software Expenses	1,84,472.00		BY EXCESS OF EXPENDITURE OVER INCOME	13,84,228.91	13,84,228.91
Library E-General Fee	5,900.00				
Electrical Expenses	1,80,800.00				
Earn & Learn Exp.	43,695.00				
Pro-Rata Exp.	3,33,602.00				
Internet /Telephone Charges	16,636.00				
Affiliation Fee to Uni./Board	4,05,100.00				
Various Program Exp.	1,28,820.00				
Seminar & Workshop Expenses	1,95,776.00				
Training & Placement	15,841.00				
Laboratory Current Expenses	1,45,032.80				
Student Expenses	2,67,003.00				
Administrative Charges	17,85,781.00				
News Paper & Periodicals	9,989.00				
N S S Expenses	1,80,231.00				
Staff Training & Seminar	21,250.00				
Other Misc. Expenses	1,180.00				
Alumni Expenses	1,31,329.00				
Transport & Handling	1,150.00	6,41,48,600.30			
TOTAL		6,57,92,720.91	TOTAL		6,57,92,720.91


As per our report of even date
PLACE - RAHATA

DATE - 23/09/2023


PRINCIPAL
Art's Science & Commerce College
Rahata, Tal. Rahata, Dist. A. Nagar

For Kadam & Company
Chartered Accountants

(U.S. Kadam)
Partner
M.No. 031055
UDIN:23031055BGTMLC8251



Criterion VI: Governance, Leadership and Management

ARTS,SCIENCE & COMMERCE COLLEGE RAHATA (SENIOR)

TAL: RAHATA DIST: AHMEDNAGAR

BALANCE SHEET AS ON 31ST MARCH, 2023

FUNDS & LIABILITIES	AMOUNT	AMOUNT	PROPERTIES & ASSETS	AMOUNT	AMOUNT
OTHER FUND			FIXED ASSETS		
Equipment Fund	23,00,000.00		Immovable Properties	67,82,768.66	
Building Fund	80,00,000.00		Furniture And Dead Stock	16,78,075.82	
Student Aid Fund	1,83,578.00		Other Assets	40,56,038.03	1,25,16,882.51
Student Welfare Fund	6,51,499.00				
Other Fund	5,01,500.00	1,16,36,577.00	Stock In Hand		1,93,526.78
EARMARKED FUND			ADVANCES		
Prize Fund	1,51,000.00	1,51,000.00	Advance to Employees	49,758.00	
			Deposit for Services	1,78,002.00	
DEPOSITS			Sundry debtors	300.00	2,28,060.00
Security Deposit	1,46,525.00				
Deposit from Students	3,30,421.00	4,76,946.00	BANK FIXED DEPOSIT		
			F D. with P.S.B.Ltd.	28,73,012.00	28,73,012.00
CURRENT LIABILITIES			BANK SAVING ACCOUNT		
Creditors for Suppliers & expenses	-	-	Sav.a/c with Bank of Mah.-Exam.	9,63,200.84	
			Sav a/c with Bank of Mah.-FIST	10,69,124.00	
OTHER LIABILITIES			Sav a/c with Bank of Mah. - P.F.	16,650.00	
Other Liabilities	59,90,468.90	59,90,468.90	Sav.a/c with Bank of Mah.-Salary	3,84,607.70	
			Sav a/c with U.B.I.	2,11,196.54	26,44,779.08
INTER UNIT BALANCES			BANK CURRENT ACCOUNT		
Shirdi Sai Rural Institutes	2,71,98,640.03		Current a/c with A.D.C.C.Rahata	14,348.90	
	-		Current a/c with BOM(Net Banking)	8,17,719.30	
	-	2,71,98,640.03	Current a/c with P.S.B.Rahata-I	2,090.07	
			Current a/c with U.B.I.NSS	1,92,909.95	
			Current a/c with U.B.I.-SWB	93,942.25	
			Current a/c with P.S.B.Rahata-208	2,89,592.50	
			SBI Current A/c 3471	79,43,725.00	
			PSB Scho(Dr.B.V.P.S)	9,764.00	93,64,091.97
			CASH IN HAND		48,732.56
			INCOME & EXPENDITURE A/C		
			Balance as Per Last Balance Sheet	1,62,00,318.12	
			Income/Expenditure - Add	13,84,228.91	1,75,84,547.03
TOTAL		4,54,53,631.93	TOTAL		4,54,53,631.93

As per our report of even date
PLACE - RAHATA

DATE - 23/09/2023

PRINCIPAL

Art's Science & Commerce College
Rahata, Tal.Rahata, Dist.A.Nagar

For Kadam & Company
Chartered Accountants

(U.S. Kadam)
Partner
M.No. 031055
UDIN:23031055BGTMLC8251



SHIRDI SAI RURAL INSTITUTE'S
ARTS, SCIENCE & COMMERCE COLLEGE RAHATA (SENIOR)
A/P. Pimpalae Tal. Rahata Dist. Ahmednagar

FIXED ASSETS SCHEDULE AS ON 31ST MARCH 2023

SR.		NAME OF ASSET		C O S T				D E P R E C I A T I O N				W D V	
NO.		RATE	AS ON 31-3-2022	ADDITIONS	SALE/ADJ.	TOTAL 31-3-2023	AS ON 31-3-2022	DURING YEAR	SALE/ADJ.	TOTAL 31-3-2023	AS ON 31-3-2023	AS ON 31-3-2022	
A	IMMOVABLE PROPERTIES												
1	Land	-	-	-	-	-	-	-	-	-	-	-	
2	Buildings	2.50%	50,86,695.00	-	-	50,86,695.00	6,82,360.07	1,10,108.37	-	7,92,468.44	42,94,226.37	44,04,334.74	
3	Compound Fencing	2.50%	6,75,319.00	-	-	6,75,319.00	1,04,807.63	14,262.78	-	1,19,070.41	5,56,248.59	5,70,511.37	
4	Water Storage Tank	2.50%	13,52,226.00	-	-	13,52,226.00	2,43,105.17	27,728.02	-	2,70,833.19	10,81,392.81	11,09,120.83	
5	Pipe & Pipe Fitting	2.50%	36,665.00	-	-	36,665.00	9,753.98	672.78	-	10,426.76	26,238.47	26,911.25	
6	Wells	2.50%	3,44,035.00	-	-	3,44,035.00	1,00,595.41	6,085.99	-	1,06,681.40	2,37,353.60	2,43,439.59	
7	Parking Shed	2.50%	6,75,004.00	-	-	6,75,004.00	72,635.97	15,059.20	-	87,695.17	5,87,308.83	6,02,368.03	
8	Capital Work in Progress		-	-	-	-	-	-	-	-	-	-	
	Sub Total		81,69,944.00	-	-	81,69,944.00	12,13,258.23	1,73,917.14	-	13,87,175.38	67,82,768.66	69,56,685.80	
B	FURNITURE & DEAD STOCK	10%	46,09,469.00	-	-	46,09,469.00	27,44,940.31	1,86,452.87	-	29,31,393.18	16,78,075.82	18,64,526.69	
	Sub Total		46,09,469.00	-	-	46,09,469.00	27,44,940.31	1,86,452.87	-	29,31,393.18	16,78,075.82	18,64,526.69	
C	OTHER ASSETS												
1	Electrical Installation	10%	15,61,981.00	-	-	15,61,981.00	9,34,616.85	62,736.42	-	9,97,353.27	5,64,627.74	6,27,364.15	
2	Library Books	10%	20,26,212.00	5,000.00	-	20,31,212.00	14,33,882.43	59,732.96	-	14,93,615.39	5,37,596.61	5,92,329.57	
3	Lab. Fittings & Equipment	10%	45,56,568.03	3,45,175.00	-	49,01,743.03	25,67,941.46	2,33,380.16	-	28,01,321.62	21,00,421.41	19,88,626.57	
4	Games Equipment	10%	12,63,075.00	-	-	12,63,075.00	8,31,353.23	43,172.18	-	8,74,525.41	3,88,549.59	4,31,721.77	
5	Works Exp. equipment	10%	-	-	-	-	-	-	-	-	-	-	
6	Audio Visual Aids	10%	17,945.00	-	-	17,945.00	17,945.00	-	-	17,945.00	-	-	
7	Educational Aids	10%	1,11,866.00	-	-	1,11,866.00	77,443.07	3,442.29	-	80,885.36	30,980.64	34,422.93	
8	Workshop Equipment	10%	-	-	-	-	-	-	-	-	-	-	
9	Computer/Electronic Equip.	20%	28,53,740.00	-	-	28,53,740.00	23,11,600.77	1,08,427.85	-	24,20,028.62	4,33,711.38	5,42,139.23	
10	Swimming Pool Equip.	10%	-	-	-	-	-	-	-	-	-	-	
11	Office Equipment	10%	1,940.00	-	-	1,940.00	1,772.60	16.74	-	1,789.34	150.66	167.40	
12	Other Equipment	10%	-	-	-	-	-	-	-	-	-	-	
13	Solar Water H.S.	10%	-	-	-	-	-	-	-	-	-	-	
	Sub Total		1,23,93,327.03	3,50,175.00	-	1,27,43,502.03	81,76,555.41	5,10,908.60	-	86,87,464.00	40,56,038.03	42,16,771.63	
D	LIVE STOCK	-	-	-	-	-	-	-	-	-	-	-	
	GRAND TOTAL		2,51,72,740.03	3,50,175.00	-	2,55,22,915.03	1,21,34,753.95	8,71,278.61	-	1,30,06,032.55	1,25,16,882.51	1,30,37,986.12	

EXAMINED & FOUND CORRECT,
PLACE - RAHATA

DATE - 23/09/2023


PRINCIPAL
Art's Science & Commerce College
Rahata, Tal. Rahata, Dist. A. Nagar

For Kadam & Company
Chartered Accountants

(U.S. Kadam)
Partner
M.No. 031055
UDIN:23031055BGTMLC8251



Institutional Income & expenditure statements (PG)

Financial Year 2022-23

SHIRDI SAI RURAL INSTITUTE'S
ARTS, SCIENCE & COMMERCE COLLEGE RAHATA (POST GRADUATE)
TAL: RAHATA DIST: AHMEDNAGAR

INCOME & EXPENDITURE ACCOUNT FOR THE YEAR ENDED 31ST MARCH 2023

EXPENDITURE	AMOUNT	AMOUNT	INCOME	AMOUNT	AMOUNT
TO EXPENDITURE IN RESPECT OF PROPERTIES			BY INTEREST		
Rent, Rates & Taxes	1,38,440.00		On Bank a/c		
Insurance on Property			BY DIVIDENDS		
Depreciation on Immovable Property	238.41	1,38,678.41	BY FEES RECEIVED		
TO MEETING EXPENSES		34,724.00	Admission Fees	3,821.00	
TO AUDIT FEES		20,860.00	Tuition Fees	21,28,698.00	
TO DEPRECIATION ON OTHER ASSETS		1,31,000.91	Other Fees	72,53,025.00	93,85,544.00
TO EXPENSES ON OBJECT OF THE TRUST			BY OTHER INCOME		
Salaries & Allowances	54,36,573.00		Other Receipts	85,483.00	
Seminar & Workshop Exp	2,500.00		Miscellaneous Income	1,57,177.00	2,42,660.00
Bank Charges	2,109.00		BY EXCESS OF EXPENDITURE OVER INCOME		
Advertisement Expenses	11,870.00				
Travelling Expenses	1,90,613.00				
Postage & Telephone	1,858.00				
Printing & Stationery	50,496.26				
FDP Registration Fees	11,950.00				
Gyrfkhana & Gathering Expenses	12,783.00				
Garden Exp.	28,635.00				
Transport Charges	13,647.00				
Electrical Expenses	2,959.00				
Telephone & Internet Charges	1,507.00				
Affiliation Fee to Uni /Board	6,000.00				
Traning & Placement Exp	750.00				
Legal & Professional Fee	1,860.00				
Student Expenses	2,07,643.00				
PF Admin & EDLI Charges	32,477.00				
PF Contribution	49,140.00				
Laboratory Current Exp	38,173.00				
Various Program & Seminar	1,09,228.00				
Sanitation Expenses	4,935.00				
Administration Charges	1,77,486.00				
Repairs & Maintenance Expenses	1,73,790.04				
Computer/Software Expenses	2,800.00				
Other Misc. Expenses	51,266.08	66,23,048.38			
TO EXCESS OF INCOME OVER EXPENDITURE		26,78,892.30			
TOTAL		96,28,204.00	TOTAL		96,28,204.00

As per our report of even date
PLACE - RAHATA

DATE - 23/09/2023


PRINCIPAL

Art's Science & Commerce College
Rahata, Tal. Rahata, Dist. A. Nagar

For Kadam & Company
Chartered Accountants

(U.S. Kadam)
Partner
M.No. 031055
UDIN:23031055BGTMLC8251



SHIRDI SAI RURAL INSTITUTE'S
ARTS, SCIENCE & COMMERCE COLLEGE RAHATA (POST GRADUATE)
TAL: RAHATA DIST: AHMEDNAGAR
BALANCE SHEET AS ON 31ST MARCH 2023

FUNDS & LIABILITIES	AMOUNT	AMOUNT	PROPERTIES & ASSETS	AMOUNT	AMOUNT
OTHER FUND			FIXED ASSETS		
Development Fund	6,06,615 00		Immovable Properties	9,298 04	
Student Welfare Fund	1,06,721 00		Furniture And Dead Stock	10,36,103 41	
Student Aid Fund	28,136 00	7,41,472.00	Other Assets	1,55,324 86	12,00,726.31
EARMARKED FUND			STOCK IN HAND		14,834 20
Prize Fund	5,313 00	5,313.00	ADVANCES		
DEPOSITS			Advance to Employees	5,53,659 00	
Deposit	82,084 00	4,18,684.00	Advance to others	-	
Security Deposit	3,36,600 00		Deposit for Services	590 00	5,54,249 00
CURRENT LIABILITIES			BANK FIXED DEPOSIT		
Creditors for Supplies & Expenses	6,143 00		F D with P S B Ltd		
Unpaid Salary	62,357 00	68,500.00	BANK CURRENT ACCOUNT		
OTHER LIABILITIES			Curr a/c with P S B Ltd -145	2,019 00	
Other Liabilities	6,99,718 00	6,99,718.00	Curr a/c with P S B Ltd -210	2,65,568 00	
INTER UNIT BALANCES			PSB 305	6,564 00	2,74,151 00
Shirdi Sai Rural Institute	66,56,665 15	66,56,665.15	CASH IN HAND		
	-		Cash in Hand	60,044 52	60,044 52
			INCOME & EXPENDITURE A/C		
			Balance as Per Last Balance Sheet	91,65,239 42	
			Income/Expenditure - Surplus	26,78,892 30	64,86,347 12
TOTAL		85,90,352.15	TOTAL		85,90,352.15

As per our report of even date
PLACE - RAHATA

DATE - 23/09/2023


PRINCIPAL
Art's Science & Commerce College
Rahata, Tal. Rahata, Dist. A. Nagar

For Kadam & Company
Chartered Accountants

(U.S. Kadam)
Partner
M.No. 031055
UDIN:23031055BGTMLC829



SHRI SAI RURAL INSTITUTE
ARTS, SCIENCE & COMMERCE COLLEGE RAHATA (POST GRADUATE)
Tal. Rahata Dist. Ahmednagar

FIXED ASSETS SCHEDULE AS ON 31ST MARCH 2023

SR. NO.	NAME OF ASSET	Rate	C O S T				D E P R E C I A T I O N				W D V	
			AS ON 31-3-2022	ADDITIONS	SALE/ADJ.	TOTAL 31-3-2023	AS ON 31-3-2022	DURING YEAR	SALE/ADJ.	TOTAL 31-3-2023	AS ON 31-3-2023	ASON 31-3-22
A	IMMOVABLE PROPERTIES											
1	Land	2.5%	-	-	-	-	-	-	-	-	-	-
2	Buildings	2.5%	-	-	-	-	-	-	-	-	-	-
3	Compound Fencing	2.5%	-	-	-	-	-	-	-	-	-	-
4	Misc. Construction	2.5%	-	-	-	-	-	-	-	-	-	-
5	Pipe & Pipe Fitting	2.5%	-	-	-	-	-	-	-	-	-	-
6	Borewell	2.5%	12,975.00	-	-	12,975.00	3,438.55	238.41	-	3,676.96	9,298.04	9,536.45
7	Capital Work in Progress		-	-	-	-	-	-	-	-	-	-
	Sub Total		12,975.00	-	-	12,975.00	3,438.55	238.41	-	3,676.96	9,298.04	9,536.45
B	FURNITURE & DEAD STOCK	10%	15,79,449.00	-	-	15,79,449.00	4,28,222.99	1,15,122.60	-	5,43,345.59	10,36,103.41	11,51,228.01
	Sub Total		15,79,449.00	-	-	15,79,449.00	4,28,222.99	1,15,122.60	-	5,43,345.59	10,36,103.41	11,51,228.01
C	OTHER ASSETS											
1	Electrical Installation	10%	64,266.00	-	-	64,266.00	34,160.56	3,010.54	-	37,171.10	27,094.90	30,105.44
2	Water Storage Tank	10%	-	-	-	-	-	-	-	-	-	-
3	Vehicle	10%	-	-	-	-	-	-	-	-	-	-
4	Library Books	10%	4,77,003.00	-	-	4,77,003.00	3,47,430.80	12,957.22	-	3,60,388.02	1,16,614.98	1,29,572.20
5	Lab. Fittings & Equipments	10%	23,656.00	-	-	23,656.00	14,550.47	910.55	-	15,461.02	8,194.98	9,105.53
6	Games Equipments	10%	-	-	-	-	-	-	-	-	-	-
7	Works Exp. Equipments	10%	-	-	-	-	-	-	-	-	-	-
8	Audio Visual Aids	10%	-	-	-	-	-	-	-	-	-	-
9	Educational Aids	10%	-	-	-	-	-	-	-	-	-	-
10	Workshop Equipments	10%	-	-	-	-	-	-	-	-	-	-
11	Computer Equipments	20%	-	-	-	-	-	-	-	-	-	-
12	Swimming Pool Equipments	10%	-	-	-	-	-	-	-	-	-	-
13	Office Equipments	10%	-	3,420.00	-	3,420.00	-	-	-	-	3,420.00	-
14	Other Equipments	10%	-	-	-	-	-	-	-	-	-	-
15	Solar Water H.S.	10%	-	-	-	-	-	-	-	-	-	-
	Total		5,64,925.00	3,420.00	-	5,68,345.00	3,96,141.83	16,878.31	-	4,13,020.15	1,55,324.86	1,68,783.17
D	LIVE STOCK	-	-	-	-	-	-	-	-	-	-	-
	GRAND TOTAL		21,57,349.00	3,420.00	-	21,60,769.00	8,27,803.37	1,32,239.32	-	9,60,042.70	12,00,726.31	13,29,545.63

EXAMINED & FOUND CORRECT,
PLACE - RAHATA

DATE - 23/09/2023


PRINCIPAL -
Art's Science & Commerce College
Rahata, Tal. Rahata, Dist. A. Nagar

For Kadam & Company
Chartered Accountants

(U.S. Kadam)
Partner
M.No. 031055
UDIN:23031055BGTMLC8251



Audited statement of account highlighting the financial support to Staff 2021-22

Arts, Science and Commerce College, Rahata			
Expenditure incurred on Maintenance of Physical facilities and Academic Support Facilities			
Particulars	Actual Expenditure 2021-22		Total
	SR	PG	
Academic			
Library Books & E-Books	214620	20396	2,35,016.00
ADVERTISEMENT EXPENSES	5418	225	5,643.00
AFFILIATION FEES TO UNI/BOARD	176484	0	1,76,484.00
CAREER GUIDANCE COURSE EXPENSES	0	0	-
COMPUTER SOFTWARE FEES & EXPS.	42656	9710.00	52,366.00
COMPUTER TRAINING EXPENSES	0	0	-
EDUCATIONAL EXPENSES	0	23180	23,180.00
GARDEN EXPENSES	15150	35315	50,465.00
LABORATORY CURRENT EXPENSES	193020	0	1,93,020.00
P.H.D. COURSE EXPENSES	0	0	-
REGISTRATION FEES EXP.	0	10000	10,000.00
RESEARCH PROJECT EXPENSES	10000	0	10,000.00
VARIOUS PROGRAM & SEMINAR EXP	17385	88416.00	1,05,801.00
BANK /CHARGES EXP.	8649.90	1259.00	9,908.90
ELECTRICITY CHARGES EXP.	36310.00	6500.00	42,810.00
GUEST HOUSE EXPENSES	0.00	0.00	-
LEGAL EXPENSES	0.00	0.00	-
MISCELLANEOUS EXPENSES	152619.00	14470.00	1,67,089.00
POSTAGE & TELEGRAM EXPENSES	0.00	2106.00	2,106.00
TELEPHONE & INTERNET EXPENSES	18263.00	0.00	18,263.00
TRAVELLING EXPENSES	5228.00	47259.00	52,487.00
BOOK BINDING EXP.	0.00	0.00	-
NEWS PAPERS & PERIODICALS EXP.	2295.00	300.00	2,595.00
PRINTING & STATIONERY EXP.	114965.75	61349.75	1,76,315.50
STATIONARY EXPENSES	0.00	0.00	-
MEETING EXPENSES	400.00	13137.00	13,537.00
EXAMINATION EXPENSES	80396	24677	1,05,073.00
N.S.S./N.C.C. EXP.	155740	0	1,55,740.00
STUDENT ACTIVITY EXPENSES	78676	26150	1,04,826.00
STUDENT TRAINING & PLACEMENT EXPENSES	28583	3085	31,668.00
AUDIT FEE	47990	18200.00	66,190.00
Total	14,04,848.65	4,05,734.75	18,10,583.40
Physical			
BUILDING & FURNITURE INSURANCE	17743.00	0	17,743.00
STUDENT INSURANCE	-	0	-
REP & MAINT.	20495	69782.00	90,277.00
SANITATION EXPENSES	-	33937	33,937.00
SUPERVISION & SERVICE CHARGES EXP.	-	-	-
WATER CHARGES EXPENSES	-	-	-
ELECTRICITY MAINT EXP.	-	-	-
REPAIRS TO EQUIPMENT	-	-	-
VEHICLE EXPENSES	-	0.00	-
Total	38238	103719.00	1,41,957.00
Grand Total	1443086.65	509453.75	19,52,540.40

FOR KADAM & COMPANY
CHARTERED ACCOUNTANTS

(U. S. KADAM)
PARTNER
Mem No.031055


PRINCIPAL
Art's Science & Commerce College
Rahata, Tal. Rahata, Dist. A. Nagar

Audited statement of accounts highlighting the financial support provided to staff –
Note: The total expenditure for Various Programme and Seminars related expenses for the financial year 2021-22, as per the audited statement, is **Rs. 88,416/-**, of which **Rs. 19,850/-** was spent on financial support for staff by the institution. The splitting of the audited statement is as follows, with the total expenditure and financial support provided to staff highlighted.



'Shri Sai Rural Institute's'
ARTS, SCIENCE AND COMMERCE COLLEGE, RAHATA
 Tal- Rahata, Dist-Ahmednagar (423107)
 (University of Pune Affiliated ID No. PU/AN/ASC/052/1997)
 Phone- (02423) 204488, Fax- (02423) 204488
 Email: rahatacollege@rediffmail.com
 Website: http://pravara.ac.in



Recipient of "Best Rural College Award" from Student Welfare Board, University of Pune (2011-12)
 Recipient of "Best Rural College Award" from University of Pune (2012-13)
 "NAAC ACREDITED "B++" GRADE"

PG

Various Program & Seminar Expenses (2021-2022)

SR.NO	Account Head	Amount
1	Ayush Bharat Exps	32469
2	Financial Support To the Staff	19850
3	Generator Diesel	2200
4	Lunch Bill Seminar	21000
5	Printing & Stationery Exps	12897
Total-		88416/-

[Signature]
 PRINCIPAL
 Art's Science & Commerce College
 Rahata, Tal. Rahata, Dist. A. Nagar



Institutional Income & expenditure statements (SR)

Year 2021-22

SHIRDI SAI RURAL INSTITUTE'S
ARTS, SCIENCE & COMMERCE COLLEGE RAHATA (SENIOR)
TAL: RAHATA DIST: AHMEDNAGAR

INCOME & EXPENDITURE ACCOUNT FOR THE YEAR ENDED 31ST MARCH 2022

EXPENDITURE	AMOUNT	AMOUNT	INCOME	AMOUNT	AMOUNT
TO EXPENDITURE IN RESPECT OF PROPERTIES			BY RENT		
Rent, Rates & Taxes	✓ 10,06,448.00		BY INTEREST		
Repairs & Maintenance	20,495.00		On Bank a/c	2,53,492.00	
Insurance	17,743.00		On Other	-	2,53,492.00
Depreciation on Immovable Property	1,78,376.56	12,23,062.56	BY DIVIDENDS		
TO MEETING EXPENSES		400.00	BY DONATIONS		
TO LEGAL & PROFESSIONAL EXPENSES		-			
TO AUDIT FEES		47,990.00	BY GRANTS		
TO AMOUNT WRITTEN OFF		-	Salary Grants	4,06,31,543.00	
TO MISC. EXPENSES		-	Non-Salary Grants	-	
TO DEPRECIATION ON OTHER ASSETS		7,50,997.15	Term Fee grants	-	
TO EXPENSES ON OBJECT OF THE TRUST		-	Admission Fee Grants	-	
Salaries & Allowances	✓ 4,05,68,981.00	-	Other Grants	1,10,655.00	4,07,42,198.00
Bank Charges	8,649.90				
Advertisement Expenses	✓ 5,418.00		BY FEES RECEIVED		
Travelling Expenses	✓ 5,228.00		Admission Fees	28,870.00	
Garden Expenses	15,150.00		Tuition Fees	6,46,827.00	
Printing & Stationery	1,14,965.75		Other Fees	16,16,858.00	22,92,555.00
NCC Expenses	9,500.00				
Gymkhana & Gathering Expenses	14,300.00		BY OTHER INCOME		
Computer & Software Expenses	✓ 30,856.00		Profit on Sale of Assets	-	
Library E-General Fee	11,800.00		Miscellaneous Income	87,519.21	87,519.21
Electrical Expenses	✓ 36,310.00				
Earn & Learn Exp	✓ 6,480.00				
Pro-Rata Exp	1,59,184.00				
Internet /TelephoneCharges	18,263.00				
Affiliation Fee to Uni./Board	17,300.00				
Various Program Exp	28,583.00		BY EXCESS OF EXPENDITURE OVER INCOME	15,74,574.15	15,74,574.15
Seminar & Workshop Expenses	17,385.00				
Sanitation Expenses	11,348.00				
Laboratory Current Expenses	✓ 1,93,020.00				
Student Expenses	57,896.00				
Administrative Charges	12,17,069.00				
News Paper & Periodicals	2,295.00				
N.S.S Expenses	1,46,240.00				
Research Project Exp	10,000.00				
Other Misc. Expenses	✓ 2,21,667.00	4,29,27,888.65			
TOTAL		4,49,50,338.36	TOTAL		4,49,50,338.36

As per our report of even date
PLACE - RAHATA

DATE -


PRINCIPAL
Art's Science & Commerce College
Rahata, Tal.Rahata, Dist.A.Nagar



For Kadam & Company
Chartered Accountants

(U.S. Kadam)
Partner
MLNo. 031055
UDIN: 22031055AWBPVR5569

SHIRDI SAI RURAL INSTITUTE'S
ARTS, SCIENCE & COMMERCE COLLEGE RAHATA (SENIOR)
TAL: RAHATA DIST: AHMEDNAGAR
BALANCE SHEET AS ON 31ST MARCH, 2022

FUNDS & LIABILITIES	AMOUNT	AMOUNT	PROPERTIES & ASSETS	AMOUNT	AMOUNT
OTHER FUND			FIXED ASSETS		
Equipment Fund	23,00,000.00		Immovable Properties	69,56,685.80	
Building Fund	80,00,000.00		Furniture And Dead Stock	18,64,528.69	
Student Aid Fund	1,80,027.00		Other Assets	42,16,771.63	1,30,37,986.12
Student Welfare Fund	6,23,204.00				
Other Fund	4,76,500.00	1,15,79,731.00	Stock In Hand		1,93,526.78
EARMARKED FUND			ADVANCES		
Prize Fund	1,51,000.00	1,51,000.00	Advance to Employees	-	
			Deposit for Services	1,78,002.00	
DEPOSITS			Sundry debtors	300.00	1,78,302.00
Security Deposit	1,46,525.00		BANK FIXED DEPOSIT		
Deposit from Students	3,29,781.00	4,76,306.00	F D. with P S B Ltd	11,53,416.00	11,53,416.00
CURRENT LIABILITIES			BANK SAVING ACCOUNT		
Creditors for Suppliers & expenses	-	-	Sav a/c with Bank of Mah - Exam	1,84,277.54	
OTHER LIABILITIES			Sav a/c with Bank of Mah - FIST	10,40,221.00	
Other Liabilities	65,22,083.40	65,22,083.40	Sav a/c with Bank of Mah - P F	12,918.80	
INTER UNIT BALANCES			Sav a/c with Bank of Mah - Salary	2,48,287.40	
Shirdi Sai Rural Institutes	1,59,84,814.23		Sav a/c with U B I	19,56,189.74	34,41,894.48
Arts, Science & Commerce College (Junior)	-		BANK CURRENT ACCOUNT		
Arts, Science & Commerce College (PG)	-	1,59,84,814.23	Current a/c with A D C C Rahata	14,468.90	
			Current a/c with BOM (Net Banking)	3,77,338.30	
			Current a/c with P S B Rahata-I	2,088.07	
			Current a/c with U B I NSS	27,168.75	
			Current a/c with U B I - SWB	84,618.05	
			Current a/c with P S B Rahata-208	2,262.50	5,07,944.57
			CASH IN HAND		666.56
			INCOME & EXPENDITURE A/C		
			Balance as Per Last Balance Sheet	1,46,25,623.97	
			Income/Expenditure - Add	15,74,574.15	1,62,00,198.12
TOTAL		3,47,13,934.63	TOTAL		3,47,13,934.63

As per our report of even date
PLACE - RAHATA

DATE -


PRINCIPAL
Art's Science & Commerce College
Rahata, Tal. Rahata, Dist. A. Nagar



For Kadam & Company
Chartered Accountants

(U.S. Kadam)
Partner
M.No. 031055
UDIN: 22031055AWBPVR5569

SHIRDI SAI RURAL INSTITUTE'S
ARTS, SCIENCE & COMMERCE COLLEGE RAHATA (SENIOR)
A/P. Pimpalas Tal. Rahata Dist. Ahmednagar
FIXED ASSETS SCHEDULE AS ON 31ST MARCH 2022

FIXED ASSETS SCHEDULE AS ON JIST MARCH 2022												
SR. NO.	NAME OF ASSET	RATE	C O S T				D E P R E C I A T I O N				W D V	
			AS ON 31-3-2021	ADDITIONS	SALE/ADJ.	TOTAL 31-3-2022	AS ON 31-3-2021	DURING YEAR	SALE/ADJ.	TOTAL 31-3-2022	AS ON 31-3-2022	AS ON 31-3-2021
A	IMMOVABLE PROPERTIES											
1	Land	-	-	-	-	-	-	-	-	-	-	-
2	Buildings	2.50%	50,86,695.00	-	-	50,86,695.00	5,69,428.40	1,12,931.67	-	6,82,360.07	44,04,334.74	45,17,266.60
3	Compound Fencing	2.50%	6,75,319.00	-	-	6,75,319.00	90,179.13	14,628.50	-	1,04,807.63	5,70,511.37	5,85,139.87
4	Water Storage Tank	2.50%	13,52,226.00	-	-	13,52,226.00	2,14,666.17	28,439.00	-	2,43,105.17	11,09,120.83	11,37,560.07
5	Pipe & Pipe Fitting	2.50%	36,665.00	-	-	36,665.00	9,063.96	690.02	-	9,753.98	26,911.25	27,600.84
6	Wells	2.50%	3,44,035.00	-	-	3,44,035.00	94,353.37	6,242.04	-	1,00,595.41	2,43,439.59	2,49,681.63
7	Parking Shed	2.50%	6,75,004.00	-	-	6,75,004.00	57,190.64	15,445.33	-	72,635.97	6,02,368.03	6,17,813.36
8	Capital Work in Progress	-	-	-	-	-	-	-	-	-	-	-
	Sub Total		81,69,944.00	-	-	81,69,944.00	10,34,881.67	1,78,376.56	-	12,13,258.23	69,56,685.80	71,35,062.37
B	FURNITURE & DEAD STOCK	10%	46,09,469.00	-	-	46,09,469.00	25,37,770.45	2,07,169.86	-	27,44,940.31	18,64,528.69	20,71,698.55
	Sub Total		46,09,469.00	-	-	46,09,469.00	25,37,770.45	2,07,169.86	-	27,44,940.31	18,64,528.69	20,71,698.55
C	OTHER ASSETS											
1	Electrical Installation	10%	14,16,451.00	1,45,530.00	-	15,61,981.00	8,64,909.72	69,707.13	-	9,34,616.85	6,27,364.15	5,51,541.28
2	Library Books	10%	18,11,592.00	2,14,620.00	-	20,26,212.00	13,68,068.03	65,814.40	-	14,33,882.43	5,92,329.57	4,43,523.97
3	Lab. Fittings & Equipment	10%	45,56,568.03	-	-	45,56,568.03	23,46,982.95	2,20,958.51	-	25,67,941.46	19,88,626.57	22,09,585.08
4	Games Equipment	10%	12,63,075.00	-	-	12,63,075.00	7,83,384.14	47,969.09	-	8,31,353.23	4,31,721.77	4,79,690.86
5	Works Exp. equipment	10%	-	-	-	-	-	-	-	-	-	-
6	Audio Visual Aids	10%	17,945.00	-	-	17,945.00	17,945.00	-	-	17,945.00	-	-
7	Educational Aids	10%	1,11,866.00	-	-	1,11,866.00	73,618.30	3,824.77	-	77,443.07	34,422.93	38,247.70
8	Workshop Equipment	10%	-	-	-	-	-	-	-	-	-	-
9	Computer/Electronic Equip.	20%	28,53,740.00	-	-	28,53,740.00	21,76,065.97	1,35,534.80	-	23,11,600.77	5,42,139.23	6,77,674.02
10	Swimming Pool Equip.	10%	-	-	-	-	-	-	-	-	-	-
11	Office Equipment	10%	1,940.00	-	-	1,940.00	1,754.00	18.60	-	1,772.60	167.40	186.00
12	Other Equipment	10%	-	-	-	-	-	-	-	-	-	-
13	Solar Water H.S.	10%	-	-	-	-	-	-	-	-	-	-
	Sub Total		1,20,33,177.03	3,60,150.00	-	1,23,93,327.03	76,32,728.11	5,43,827.29	-	81,76,555.40	42,16,771.63	44,00,448.91
D	LIVE STOCK	-	-	-	-	-	-	-	-	-	-	-
	GRAND TOTAL		2,48,12,590.03	3,60,150.00	-	2,51,72,740.03	1,12,05,380.23	9,29,373.71	-	1,21,34,753.94	1,30,37,986.12	1,36,07,209.83


EXAMINED & FOUND CORRECT,
PLACE - RAHATA

DATE -


PRINCIPAL
Art's Science & Commerce College
Rahata, Tal. Rahata, Dist. A. Nagar



For Kadam & Company
Chartered Accountants


(U.S. Kadam)
Partner
M.No. 031055
UDIN: 22031055AWBPVR5569

Institutional Income & expenditure statements (PG)

Year 2021-22

SHIRDI SAI RURAL INSTITUTE'S
ARTS, SCIENCE & COMMERCE COLLEGE RAHATA (POST GRADUATE)
TAL: RAHATA DIST: AHMEDNAGAR
INCOME & EXPENDITURE ACCOUNT FOR THE YEAR ENDED 31ST MARCH 2022

EXPENDITURE	AMOUNT	AMOUNT	INCOME	AMOUNT	AMOUNT
TO EXPENDITURE IN RESPECT OF PROPERTIES			BY INTEREST		
Rent, Rates & Taxes	1,73,509.00		On Bank a/c	-	-
Insurance on Property	-		BY DIVIDENDS		
Depreciation on Immovable Property	244.52	1,73,753.52			
TO MEETING EXPENSES		13,137.00	BY FEES RECEIVED		
TO AUDIT FEES		18,200.00	Admission Fees	10,49,128.00	
TO DEPRECIATION ON OTHER ASSETS		1,44,401.46	Tuition Fees	5,28,083.00	
			Other Fees	41,57,259.50	57,34,472.50
			Fee Arrears		
TO EXPENSES ON OBJECT OF THE TRUST			BY OTHER INCOME		
Salaries & Allowances	43,64,935.00		Other Receipts	1,44,117.45	
Visiting/Guest Lecturer Honorarium	-		Miscellaneous Income	47,252.52	1,91,369.97
Bank Charges	1,259.00		BY EXCESS OF EXPENDITURE OVER INCOME		
Advertisement Expenses	225.00				
Travelling Expenses	45,659.00				
Postage & Telephone	2,106.00				
Printing & Stationery	50,097.75				
Newspapers & Periodicals	300.00				
Gymkhana & Gathering Expenses	26,250.00				
Garden Exp	35,315.00				
Transport Charges	1,600.00				
Electrical Expenses	6,500.00				
Registration Fee	10,000.00				
Affiliation Fee to Uni /Board	-				
Training & Placement Exp	3,085.00				
Pro Rata Fee	23,180.00				
Student Expenses	24,677.00				
PF Admin & EDLI Charges	24,654.00				
PF Contribution	27,390.00				
Laboratory Current Exp	-				
Various Program & Seminar	88,416.00				
Sanitation Expenses	33,937.00				
Administration Charges	1,30,021.00				
Repairs & Maintenance Expenses	69,782.00				
Computer/Software Expenses	9,710.00				
Other Misc. Expenses	14,370.00	49,93,468.75			
TO EXCESS OF INCOME OVER EXPENDITURE		5,82,881.74			
TOTAL		59,25,842.47	TOTAL		59,25,842.47


As per our report of even date
PLACE - RAHATA

DATE -


PRINCIPAL
Art's Science & Commerce College
Rahata, Tal. Rahata, Dist. A. Nagar



For Kadam & Company
Chartered Accountants


(U.S. Kadam)
Partner
M.No. 031055
UDIN: 22031055AWBPVR5569

SHIRDI SAI RURAL INSTITUTE'S
ARTS, SCIENCE & COMMERCE COLLEGE RAHATA (POST GRADUATE)
TAL: RAHATA DIST: AHMEDNAGAR
BALANCE SHEET AS ON 31ST MARCH 2022

FUNDS & LIABILITIES	AMOUNT	AMOUNT	PROPERTIES & ASSETS	AMOUNT	AMOUNT
OTHER FUND			FIXED ASSETS		
Development Fund	6,06,615.00		Immovable Properties	9,536.45	
Student Welfare Fund	95,326.00		Furniture And Dead Stock	11,51,226.01	
Student Aid Fund	25,061.00	7,27,002.00	Other Assets	1,68,783.17	13,29,545.63
EARMARKED FUND			STOCK IN HAND		14,384.20
Prize Fund	5,313.00	5,313.00	ADVANCES		
DEPOSITS			Advance to Employees	1,64,198.00	
Deposit from Student	2,05,195.00	5,41,795.00	Advance to others	-	
Security Deposit	3,36,600.00		Deposit for Services	590.00	1,64,788.00
CURRENT LIABILITIES			BANK FIXED DEPOSIT		
Creditors for Supplies & Expenses	19,153.00		F.D. with P.S.B Ltd.		
Unpaid Salary	62,357.00	81,510.00	BANK CURRENT ACCOUNT		
OTHER LIABILITIES			Curr a/c with P.S.B Ltd.-145	2,019.00	
Other Liabilities	3,92,335.00	3,92,335.00	Curr a/c with P.S.B Ltd.-210	5,98,799.00	6,00,818.00
INTER UNIT BALANCES			CASH IN HAND		
Shirdi Sai Rural Institute	95,33,776.77	95,33,776.77	Cash in Hand	6,506.52	6,506.52
			INCOME & EXPENDITURE A/C		
			Balance as Per Last Balance Sheet	97,48,121.15	
			Income/Expenditure - Surplus	5,82,881.73	91,65,239.42
TOTAL		1,12,81,731.77	TOTAL		1,12,81,281.77

As per our report of even date
PLACE - RAHATA

DATE -


PRINCIPAL
Art's Science & Commerce College
Rahata, Tal. Rahata, Dist. A. Nagar



For Kadam & Company
Chartered Accountants


(U.S. Kadam)
Partner
M.No. 031055
UDIN: 22031055AWBPVR5569

SHIRDI SAI RURAL INSTITUTE'S
ARTS, SCIENCE & COMMERCE COLLEGE RAHATA (POST GRADUATE)
Tal. Rahata Dist. Ahmednagar

FIXED ASSETS SCHEDULE AS ON 31ST MARCH 2022

SR. NO.	NAME OF ASSET	Rate	C O S T				D E P R E C I A T I O N				W D V	
			AS ON 31-3-2021	ADDITIONS	SALE/ADJ.	TOTAL 31-3-2022	AS ON 31-3-2021	DURING YEAR	SALE/ADJ.	TOTAL 31-3-2022	AS ON 31-3-2022	AS ON 31-3-21
A	IMMOVABLE PROPERTIES											
1	Land	2.5%	-	-	-	-	-	-	-	-	-	-
2	Buildings	2.5%	-	-	-	-	-	-	-	-	-	-
3	Compound Fencing	2.5%	-	-	-	-	-	-	-	-	-	-
4	Misc Construction	2.5%	-	-	-	-	-	-	-	-	-	-
5	Pipe & Pipe Fitting	2.5%	-	-	-	-	-	-	-	-	-	-
6	Borewell	2.5%	12,975.00	-	-	12,975.00	3,194.03	244.52	-	3,438.55	9,536.45	9,780.97
7	Capital Work in Progress	-	-	-	-	-	-	-	-	-	-	-
	Sub Total		12,975.00	-	-	12,975.00	3,194.03	244.52	-	3,438.55	9,536.45	9,780.97
B	FURNITURE & DEAD STOCK	10%	15,79,449.00	-	-	15,79,449.00	3,00,308.99	1,27,914.00	-	4,28,222.99	11,51,226.01	12,79,140.01
	Sub Total		15,79,449.00	-	-	15,79,449.00	3,00,308.99	1,27,914.00	-	4,28,222.99	11,51,226.01	12,79,140.01
C	OTHER ASSETS											
1	Electrical Installation	10%	64,266.00	-	-	64,266.00	30,815.51	3,345.05	-	34,160.56	30,105.44	33,450.49
2	Water Storage Tank	10%	-	-	-	-	-	-	-	-	-	-
3	Vehicle	10%	-	-	-	-	-	-	-	-	-	-
4	Library Books	10%	4,56,607.00	20,396.00	-	4,77,003.00	3,35,300.11	12,130.69	-	3,47,430.80	1,29,572.20	1,21,306.89
5	Lab Fittings & Equipments	10%	23,656.00	-	-	23,656.00	13,538.74	1,011.73	-	14,550.47	9,105.53	10,117.26
6	Games Equipments	10%	-	-	-	-	-	-	-	-	-	-
7	Works Exp. Equipments	10%	-	-	-	-	-	-	-	-	-	-
8	Audio Visual Aids	10%	-	-	-	-	-	-	-	-	-	-
9	Educational Aids	10%	-	-	-	-	-	-	-	-	-	-
10	Workshop Equipments	10%	-	-	-	-	-	-	-	-	-	-
11	Computer Equipments	20%	-	-	-	-	-	-	-	-	-	-
12	Swimming Pool Equipments	10%	-	-	-	-	-	-	-	-	-	-
13	Office Equipments	10%	-	-	-	-	-	-	-	-	-	-
14	Other Equipments	10%	-	-	-	-	-	-	-	-	-	-
15	Solar Water H.S.	10%	-	-	-	-	-	-	-	-	-	-
	Total		5,44,529.00	20,396.00	-	5,64,925.00	3,79,654.36	16,487.46	-	3,96,141.82	1,68,783.18	1,64,874.64
D	LIVE STOCK	-	-	-	-	-	-	-	-	-	-	-
	GRAND TOTAL		21,36,953.00	20,396.00	-	21,57,349.00	6,83,157.38	1,44,645.99	-	8,27,803.37	13,29,545.63	14,53,795.62


EXAMINED & FOUND CORRECT,
 PLACE - RAHATA

DATE -


PRINCIPAL
 Art's Science & Commerce College
 Rahata, Tal. Rahata, Dist. A. Nagar



For Kadam & Company
 Chartered Accountants


 (U.S. Kadam)
 Partner
 M.No. 031055
 UDIN: 22031055AWBPVR5569

Audited statement of account highlighting the financial support to Staff 2020-21

Arts, Science and Commerce College, Rahata			
Expenditure incurred on Maintenance of Physical facilities and Academic Support Facilities			
Particulars	Actual Expenditure 2020-21		Total
	SR	PG	
Academic			
Library Books & E-Books	860	-	860.00
ADVERTISEMENT EXPENSES	-	-	-
AFFILIATION FEES TO UNI./BOARD	208800	-	2,08,800.00
CAREERER GUIDENCE COURSE EXPENSES	-	-	-
COMPUTER SOFTWARE FEES & EXPS.	-	7828.00	7,828.00
COMPUTER TRAINING EXPENSES	-	-	-
EDUCATIONAL EXPENSES	-	-	-
GARDEN EXPENSES	-	-	-
LABORATORY CURRRENT EXPENSES	-	-	-
P.H.D.COURSE EXPENSES	-	-	-
REGISTRATION FEES EXP.	-	-	-
RESEARCH PROJECT EXPENSES	-	-	-
SECURITY EXPENSES	-	-	-
STAFF INSURANCE EXPS.	-	-	-
VARIOUS PROGRAM & SEMINAR EXP	-	20000.00	20,000.00
BANK /CHARGES EXP.	2675.42	687.00	3,362.42
ELECTRICITY CHARGES EXP.	17270.00	0	17,270.00
GUEST HOUSE EXPENSES	-	-	-
LEGAL EXPENSES	3540.00	0	3,540.00
MISCELLANEOUS EXPENSES	130969.31	71473.00	2,02,442.31
POSTAGE & TELEGRAMS EXPENSES	-	-	-
TELEPHONE & INTERNET EXPENSES	27694.00	0	27,694.00
TRAVELLING EXPENSES	5751.00	2050.00	7,801.00
BOOK BINDING EXP.	-	-	-
NEWS PAPERS & PERIODICALS EXP.	5803.00	401.00	6,204.00
PRINTING & STATIONERY EXP.	30982.50	10339.90	41,322.40
STATIONARY EXPENSES	-	-	-
MEETING EXPENSES	-	7000.00	7,000.00
EXAMINATION EXPENSES	-	-	-
N.S.S./N.C.C. EXP.	-	-	-
STUDENT ACTIVITY EXPENSES	-	-	-
STUDENT TRAINING & PLACEMENT EXPENSES	-	-	-
AUDIT FEE	23600	17700.00	41,300.00
Total	4,57,945.23	1,37,478.90	5,95,424.13
Physical			
BUILDING & FURNITURE INSURANCE	13632.00	-	13,632.00
STUDENT INSURANCE	-	-	-
REP. & MAINT.	-	8298.00	8,298.00
MESS CONSUMABLE EXP.	-	-	-
MESS GAS/FUEL EXPENSES	-	-	-
MESS GRAIN & GROSSARY EXP.	-	-	-
MESS OTHER EXP.	-	-	-
HOSTEL OTHER EXP.	-	-	-
SANITATION EXPENSES	-	-	-
SUPERVISION & SERVICE CHARGES EXP.	-	-	-
WATER CHARGES EXPENSES	-	-	-
ELECTRICITY MAINT. EXP.	-	-	-
REPAIRS TO EQUIPMENT	19420.00	-	19,420.00
VEHICLE EXPENSES	-	15341.01	15,341.01
Total	33052	23639.01	56,691.01
Grand Total	490997.23	161117.91	6,52,115.14



FOR KADAM & COMPANY
CHARTERED ACCOUNTANTS

(U.S. KADAM)
PARTNER
Mem.No.031055


PRINCIPAL
Art's Science & Commerce College
Rahata, Tal. Rahata, Dist. A. Nagar

Audited statement of accounts highlighting the financial support provided to staff –

Note: The total expenditure for Visting Guest Honorarium/Seminars and Workshop related expenses for the financial year 2020-21, as per the audited statement, is Rs. 20,000/-, of which Rs. 9,600/- was spent on financial support for staff by the institution. The splitting of the audited statement is as follows, with the total expenditure and financial support provided to staff highlighted.

'Shirdi Sai Rural Institute's'
ARTS, SCIENCE AND COMMERCE COLLEGE, RAHATA
Tal- Rahata, Dist-Ahmednagar (423107)
(University of Pune Affiliated ID No. PU/AN/ASC/052/1997)
Phone- (02423) 204488, Fax- (02423) 204488
Email: rahatacollege@rediffmail.com
Website: http://pravarassri.org.in



Recipient of "Best Rural College Award" from Student Welfare Board, University of Pune (2011-12)
Recipient of "Best Rural College Award" from University of Pune (2012-13)
"NAAC ACREDITED "B++" GRADE"

PG

Visiting Guest Honorarium / Seminar & Workshop Expenses (2020-2021)

SR.NO	Account Head	Amount
①	Financial Support To the Staff	9600
5	Other Mis. Exps	10400
Total-		20000/-

PRINCIPAL
Art's Science & Commerce College
Rahata, Tal.Rahata, Dist.A.Nagar

FOR KADAM & COMPANY
CHARTERED ACCOUNTANTS

(U. S. KADAM)
PARTNER
Mem.No.031055

Institutional Income & expenditure statements 2020-21(SR)

SHIRDI SAI RURAL INSTITUTE'S
ARTS, SCIENCE & COMMERCE COLLEGE RAHATA (SENIOR)
TAL: RAHATA DIST: AHMEDNAGAR

INCOME & EXPENDITURE ACCOUNT FOR THE YEAR ENDED 31ST MARCH 2021

EXPENDITURE	AMOUNT	AMOUNT	INCOME	AMOUNT	AMOUNT
TO EXPENDITURE IN RESPECT OF PROPERTIES			BY RENT		
Rent, Rates & Taxes	1,017,016.00		BY INTEREST		
Repairs & Maintenance	-		On Bank a/c	99,196.00	
Insurance	13,632.00		On Other	-	99,196.00
Depreciation on Immovable Property	182,950.32	1,213,598.32	BY DIVIDENDS		-
TO INTEREST ON LOAN		-	BY DONATIONS		-
TO MEETING EXPENSES		-	BY GRANTS		
TO LEGAL & PROFESSIONAL EXPENSES		3,540.00	Salary Grants	39,286,148.00	
TO AUDIT FEES		23,600.00	Non-Salary Grants	-	
TO CONTRIBUTION & FEES		-	Term Fee grants	-	
TO AMOUNT WRITTEN OFF		-	Admission Fee Grants	-	
TO MISC. EXPENSES		3,854.00	Other Grants	157,867.00	39,444,015.00
TO DEPRECIATION ON OTHER ASSETS		810,884.45	BY FEES RECEIVED		
TO EXPENSES ON OBJECT OF THE TRUST			Admission Fees	4,827.00	
Salaries & Allowances	39,262,421.00		Tuition Fees	303,767.00	
Bank Charges	2,675.42		Term Fees	-	
Advertisement Expenses	-		Hostel Fees	-	
Travelling Expenses	5,751.00		Boarding Mess Fees	-	
Postage & Telephone	1,637.00		Other Fees	789,597.00	1,098,191.00
Printing & Stationery	30,982.50		BY SUPERVISION CHARGES		-
News Papers & Periodicals	5,803.00		BY DISCOUNT		-
Gymkhana & Gathering Expenses	-		BY OTHER INCOME		
Vehicle Expenses	-		Profit on Sale of Assets	-	
Transport Charges	-		Miscellaneous Income	181,946.00	181,946.00
Electrical Expenses	17,270.00		BY EXCESS OF EXPENDITURE OVER INCOME		2,117,934.00
Term Fee & Exam Expenses	-				
Recoverable Tuition Fees	-				
Educational Expenses	-				
Internet Fees/Charges	26,057.00				
Affiliation Fee to Uni/Board	208,800.00				
Laboratory Current Expenses	-				
Student Expenses	-				
Administrative Charges	1,177,873.00				
Repairs & Maintenance Expenses	19,420.00				
Other Misc. Expenses	127,115.31	40,885,805.23			
TOTAL		42,941,282.00	TOTAL	-	42,941,282.00


As per our report of even date
PLACE - RAHATA

DATE - 12/1/2022


PRINCIPAL
Art's Science & Commerce College
Rahata, Tal.Rahata, Dist.A.Nagar



For Kadam & Company
Chartered Accountants


(U.S. Kadam)
Partner
M.No. 031055
UDIN:22031055AAAAAT9722

ARTS, SCIENCE & COMMERCE COLLEGE RAHATA (SENIOR)
TAL: RAHATA DIST: AHMEDNAGAR
BALANCE SHEET AS ON 31 ST MARCH, 2021

FUNDS & LIABILITIES	AMOUNT	AMOUNT	PROPERTIES & ASSETS	AMOUNT	AMOUNT
OTHER FUND			FIXED ASSETS		
Equipment Fund	2,300,000.00		Immovable Properties	7,135,062.57	
Building Fund	8,000,000.00		Furniture And Dead Stock	2,071,698.55	
Student Aid Fund	156,912.00		Other Assets	4,400,448.91	13,607,210.04
Student Welfare Fund	586,570.00				
Other Fund	176,000.00	11,219,482.00	Stock In Hand		148,683.32
EARMARKED FUND			ADVANCES		
Prize Fund	-	-	Advance to Employees	45,177.00	
DEPOSITS			Deposit for Services	178,002.00	
Security Deposit	135,399.00		Sundry debtors	300.00	223,479.00
Deposit from Students	260,061.00	395,460.00	BANK FIXED DEPOSIT		
CURRENT LIABILITIES			F.D. with P.S.B.Ltd.	1,000,000.00	1,000,000.00
Creditors for Suppliers & expenses	45,276.00	45,276.00	BANK SAVING ACCOUNT		
OTHER LIABILITIES			Sav. a/c with Bank of Mah.-Exam.	193,304.34	
Other Liabilities	7,567,622.50	7,567,622.50	Sav. a/c with Bank of Mah.-FIST	1,012,276.00	
INTER UNIT BALANCES			Sav. a/c with Bank of Mah.- P.F.	10,274.60	
Shirdi Sai Rural Institutes	16,066,292.73		Sav. a/c with Bank of Mah.-Salary	155,807.60	
Arts, Science & Commerce College (Junior)	-		Sav. a/c with U.B.I.	2,460,352.44	3,832,014.98
Arts, Science & Commerce College (PG)	-	16,066,292.73	BANK CURRENT ACCOUNT		
			Current a/c with A.D.C.C.Rahata	14,468.90	
			Current a/c with BOM(Net Banking)	1,341,894.30	
			Current a/c with P.S.B.Rahata-1	2,006.07	
			Current a/c with U.B.I.NSS	66,411.95	
			Current a/c with U.B.I.- SWB	91,168.85	
			Current a/c with P.S.B.Rahata-208	340,505.50	1,856,455.57
			CASH IN HAND		666.56
			INCOME & EXPENDITURE A/C		
			Balance as Per Last Balance Sheet	12,507,689.76	
			Income/Expenditure - Add	2,117,934.00	14,625,623.76
TOTAL		35,294,133.23	TOTAL		35,294,133.23

As per our report of even date
 PLACE - RAHATA


DATE - 12/1/2022


 PRINCIPAL

Art's Science & Commerce College
 Rahata, Tal.Rahata, Dist.A.Nagar



For Kadam & Company
 Chartered Accountants


 (U.S. Kadam)
 Partner
 M.No. 031055
 UDIN:22031055AAAAAT9722

SHIRDI SAI RURAL INSTITUTE'S
ARTS, SCIENCE & COMMERCE COLLEGE RAHATA (SENIOR)
A/P. Pimpalas Tal. Rahata Dist. Ahmednagar
FIXED ASSETS SCHEDULE AS ON 31ST MARCH 2021

FIXED ASSETS SCHEDULE AS ON 31ST MARCH 2021												
SR. NO.	NAME OF ASSET	RATE	C O S T				D E P R E C I A T I O N			W D V		
			AS ON 31-3-2020	ADDITIONS	SALE/ADJ.	TOTAL 31-3-2021	AS ON 31-3-2020	DURING YEAR	SALE/ADJ.	TOTAL 31-3-2021	AS ON 31-3-2021	AS ON 31-3-2020
A	IMMOVABLE PROPERTIES											
1	Land	-	-	-	-	-	-	-	-	-	-	-
2	Buildings	2.50%	5,086,695.00	-	-	5,086,695.00	453,601.06	115,827.34	-	569,428.40	4,517,266.60	4,633,093.74
3	Compound Fencing	2.50%	675,319.00	-	-	675,319.00	75,175.54	15,003.59	-	90,179.13	585,139.87	600,143.46
4	Water Storage Tank	2.50%	1,316,226.00	36,000.00	-	1,352,226.00	185,497.97	29,168.20	-	214,666.17	1,137,559.83	1,130,728.03
5	Pipe & Pipe Fitting	2.50%	36,665.00	-	-	36,665.00	8,355.99	707.73	-	9,063.72	27,601.28	28,309.01
6	Wells	2.50%	344,035.00	-	-	344,035.00	87,951.28	6,402.09	-	94,353.37	249,681.63	256,083.72
7	Parking Shed	2.50%	675,004.00	-	-	675,004.00	41,349.27	15,841.37	-	57,190.64	617,813.36	633,654.73
8	Capital Work in Progress	-	-	-	-	-	-	-	-	-	-	-
	Sub Total		8,133,944.00	36,000.00	-	8,169,944.00	851,931.11	182,950.32	-	1,034,881.43	7,135,062.57	7,282,012.69
B	FURNITURE & DEAD STOCK	10%	4,609,469.00	-	-	4,609,469.00	2,307,581.72	230,188.73	-	2,537,770.45	2,071,698.55	2,301,887.28
	Sub Total		4,609,469.00	-	-	4,609,469.00	2,307,581.72	230,188.73	-	2,537,770.45	2,071,698.55	2,301,887.28
C	OTHER ASSETS											
1	Electrcnal Installation	10%	1,371,991.00	44,460.00	-	1,416,451.00	805,991.80	61,045.92	2,128.00	864,909.72	551,541.28	565,999.20
2	Library Books	10%	1,810,732.00	860.00	-	1,811,592.00	1,318,787.59	49,280.44	-	1,368,068.03	443,523.97	491,944.41
3	Lab Fittings & Equipment	10%	4,556,568.03	-	-	4,556,568.03	2,101,473.50	245,509.45	-	2,346,982.95	2,209,585.08	2,455,094.53
4	Games Equipment	10%	1,263,075.00	-	-	1,263,075.00	730,085.16	53,298.98	-	783,384.14	479,690.86	532,989.84
5	Works Exp equipment	10%	-	-	-	-	-	-	-	-	-	-
6	Audio Visual Aids	10%	17,945.00	-	-	17,945.00	17,945.00	-	-	17,945.00	-	-
7	Educational Aids	10%	111,866.00	-	-	111,866.00	69,368.55	4,249.75	-	73,618.30	38,247.71	42,497.45
8	Workshop Equipment	10%	-	-	-	-	-	-	-	-	-	-
9	Computer/Electronic Equip.	20%	2,805,132.00	48,608.00	-	2,853,740.00	2,006,647.47	169,418.51	-	2,176,065.98	677,674.02	798,484.53
10	Swimming Pool Equip.	10%	-	-	-	-	-	-	-	-	-	-
11	Office Equipment	10%	1,940.00	-	-	1,940.00	1,733.33	20.67	-	1,754.00	186.00	206.67
12	Other Equipment	10%	-	-	-	-	-	-	-	-	-	-
13	Solar Water H.S.	10%	-	-	-	-	-	-	-	-	-	-
	Sub Total		11,939,249.03	93,928.00	-	12,033,177.03	7,052,032.40	582,823.72	2,128.00	7,632,728.12	4,400,448.91	4,887,216.63
D	LIVE STOCK	-	-	-	-	-	-	-	-	-	-	-
	GRAND TOTAL		24,682,662.03	129,928.00	-	24,812,590.03	10,211,545.23	995,962.76	2,128.00	11,205,379.99	13,607,210.04	14,471,116.60

EXAMINED & FOUND CORRECT,
 PLACE - RAHATA

DATE - 12/7/2022


 PRINCIPAL
 Art's Science & Commerce College
 Rahata, Tal. Rahata, Dist. A. Nagar



For Kadam & Company
 Chartered Accountants

(U.S. Kadam)
 Partner
 M.No. 031055
 UDIN:22031055AAAAAT9722

Institutional Income & expenditure statements 2020-21(PG)

S. RDI SAI RURAL INSTITUTE'S
ARTS, SCIENCE & COMMERCE COLLEGE RAHATA (POST GRADUATE)
TAL: RAHATA DIST: AHMEDNAGAR
INCOME & EXPENDITURE ACCOUNT FOR THE YEAR ENDED 31ST MARCH 2021

EXPENDITURE	AMOUNT	AMOUNT	INCOME	AMOUNT	AMOUNT
TO EXPENDITURE IN RESPECT OF PROPERTIES			BY INTEREST		
Rent, Rates & Taxes	-		On Bank a/c	-	-
Insurance on Property	-				
Depreciation on Immovable Property	250.79	250.79	BY DIVIDENDS		
TO MEETING EXPENSES		7,000.00	BY FEES RECEIVED		
TO AUDIT FEES		17,700.00	Admission Fees	4,243,202.00	
TO DEPRECIATION ON OTHER ASSETS		160,414.07	Tuition Fees	-	
			Other Fees	129,050.00	
			Fee Arrears	-	4,372,252.00
TO EXPENSES ON OBJECT OF THE TRUST			BY OTHER INCOME		
Salaries & Allowances	3,117,068.00		Other Receipts	151,071.00	
Visiting/Guest Lecturer Honarium	20,000.00		Miscellaneous Income	8,363.00	159,434.00
Bank Charges	687.00				
Advertisement Expenses	-		BY EXCESS OF EXPENDITURE OVER INCOME		
Travelling Expenses	2,050.00				
Postage & Telephone	-				
Printing & Stationery	10,339.90				
Newspapers & Periodicals	401.00				
Gymkhana & Gathering Expenses	-				
Vehicle Expenses	14,344.00				
Transport Charges	1,000.00				
Electrical Expenses	-				
Educational Expenses	-				
Affiliation Fee to Uni./Board	-				
Student Expenses	-				
Laboratory Current Exp.	-				
Administration Charges Exp.	-				
Repairs & Maintenance Expenses	8,298.00				
Computer/Software Expenses	7,828.00				
Other Misc. Expenses	71,473.00	3,253,488.90			
TO EXCESS OF INCOME OVER EXPENDITURE		1,092,832.23			
TOTAL		4,531,686.00	TOTAL		4,531,686.00


As per our report of even date
PLACE - RAHATA

DATE - 12/1/2022


PRINCIPAL
Art's Science & Commerce College
Rahata, Tal. Rahata, Dist. A. Nagar



For Kadam & Company
Chartered Accountants


(U.S. Kadam)
Partner
M.No. 031055
UDIN: 22031055AAAAAT9722

**SHIRDI SAI RURAL INSTITUTE'S
ARTS, SCIENCE & COMMERCE COLLEGE RAHATA (POST GRADUATE)
TAL: RAHATA DIST: AHMEDNAGAR
BALANCE SHEET AS ON 31ST MARCH 2021**

FUNDS & LIABILITIES	AMOUNT	AMOUNT	PROPERTIES & ASSETS	AMOUNT	AMOUNT
OTHER FUND			FIXED ASSETS		
Development Fund	606,615.00		Immovable Properties	9,780.97	
Student Welfare Fund	84,659.00		Furniture And Dead Stock	1,279,140.01	
Student Aid Fund	22,961.00	714,235.00	Other Assets	164,874.64	1,453,795.61
EARMARKED FUND			STOCK IN HAND		18,379.50
Prize Fund	5,313.00	5,313.00	ADVANCES		
DEPOSITS			Advance to Employees	12,397.00	
Deposit from Student	205,195.00	541,795.00	Advance to others	-	
Security Deposit	336,600.00		Deposit for Services	590.00	12,987.00
CURRENT LIABILITIES			BANK FIXED DEPOSIT		
Creditors for Supplies & Expenses	4,457.00		F.D. with P.S.B.Ltd.		
Unpaid Salary	49,768.00	54,225.00	BANK CURRENT ACCOUNT		
OTHER LIABILITIES			Curr. a/c with P.S.B.Ltd. -145	2,330.00	
Other Liabilities	403,009.00	403,009.00	Curr. a/c with P.S.B.Ltd. -210	484,514.00	486,844.00
INTER UNIT BALANCES			CASH IN HAND		
Shirdi Sai Rural Institute	9,851,747.27		Cash in Hand	197.00	197.00
Shri Sai Baba Institute of Engineering College Rahata	150,000.00	10,001,747.27	INCOME & EXPENDITURE A/C		
			Balance as Per Last Balance Sheet	10,840,953.39	
			Income/Expenditure - Surplus	1,092,832.23	9,748,121.16
TOTAL		11,720,324.27	TOTAL		11,720,324.27


As per our report of even date
PLACE - RAHATA

DATE - 12/1/2022


PRINCIPAL
Art's Science & Commerce College
Rahata, Tal. Rahata, Dist. A. Nagar



For Kadam & Company
Chartered Accountants


(U.S. Kadam)
Partner
M.No. 031055
UDIN:22031055AAAAAT9722

**SHIRDI SAI RURAL INSTITUTE'S
ARTS, SCIENCE & COMMERCE COLLEGE RAHATA (POST GRADUATE)
Tal. Rahata Dist. Ahmednagar**

FIXED ASSETS SCHEDULE AS ON 31ST MARCH 2021

NAME OF ASSET	Rate	C O S T				D E P R E C I A T I O N				W D V	
		AS ON 31-3-2020	ADDITIONS	SALE/ADJ.	TOTAL 31-3-2021	AS ON 31-3-2020	DURING YEAR	SALE/ADJ.	TOTAL 31-3-2021	AS ON 31-3-2021	AS ON 31-3-20
IMMOVABLE PROPERTIES											
1 Land	2.5%	-	-	-	-	-	-	-	-	-	-
2 Buildings	2.5%	-	-	-	-	-	-	-	-	-	-
3 Compound Fencing	2.5%	-	-	-	-	-	-	-	-	-	-
4 Misc. Construction	2.5%	-	-	-	-	-	-	-	-	-	-
5 Pipe & Pipe Fitting	2.5%	-	-	-	-	-	-	-	-	-	-
6 Borewell	2.5%	12,975.00	-	-	12,975.00	2,943.24	250.79	-	3,194.03	9,780.97	10,031.76
7 Capital Work in Progress	-	-	-	-	-	-	-	-	-	-	-
Sub Total		12,975.00	-	-	12,975.00	2,943.24	250.79	-	3,194.03	9,780.97	10,031.76
B FURNITURE & DEAD STOCK	10%	1,579,449.00	-	-	1,579,449.00	158,182.32	142,126.67	-	300,308.99	1,279,140.01	1,421,266.68
Sub Total		1,579,449.00	-	-	1,579,449.00	158,182.32	142,126.67	-	300,308.99	1,279,140.01	1,421,266.68
C OTHER ASSETS											
1 Electrical Installation	10%	64,266.00	-	-	64,266.00	27,098.79	3,716.72	-	30,815.51	33,450.49	37,167.21
2 Water Storage Tank	10%	-	-	-	-	-	-	-	-	-	-
3 Vehicle	10%	-	-	-	-	-	-	-	-	-	-
4 Library Books	10%	456,607.00	-	-	456,607.00	321,853.57	13,446.54	-	335,300.11	121,306.89	134,465.43
5 Lab. Fittings & Equipments	10%	23,656.00	-	-	23,656.00	12,414.60	1,124.14	-	13,538.74	10,117.26	11,241.40
6 Games Equipments	10%	-	-	-	-	-	-	-	-	-	-
7 Works Exp. Equipments	10%	-	-	-	-	-	-	-	-	-	-
8 Audio Visual Aids	10%	-	-	-	-	-	-	-	-	-	-
9 Educational Aids	10%	-	-	-	-	-	-	-	-	-	-
10 Workshop Equipments	10%	-	-	-	-	-	-	-	-	-	-
11 Computer Equipments	20%	-	-	-	-	-	-	-	-	-	-
12 Swimming Pool Equipments	10%	-	-	-	-	-	-	-	-	-	-
13 Office Equipments	10%	-	-	-	-	-	-	-	-	-	-
14 Other Equipments	10%	-	-	-	-	-	-	-	-	-	-
15 Solar Water H.S.	10%	-	-	-	-	-	-	-	-	-	-
Total		544,529.00	-	-	544,529.00	361,366.96	18,287.40	-	379,654.36	164,874.64	182,874.04
D LIVE STOCK	-	-	-	-	-	-	-	-	-	-	-
GRAND TOTAL		2,136,953.00	-	-	2,136,953.00	522,492.52	160,664.87	-	683,157.39	1,453,795.61	1,614,172.48

EXAMINED & FOUND CORRECT,
PLACE - RAHATA

DATE - 12/1/2022


PRINCIPAL
Art's Science & Commerce College
Rahata, Tal. Rahata, Dist. A. Nagar



For Kadam & Company
Chartered Accountants


(U.S. Kadam)
Partner
M.No. 031055
UDIN: 22031055AAAAAT9722

Audited statement of account highlighting the financial support to Staff 2019-20

Arts, Science and Commerce College, Rahata			
Expenditure incurred on Maintenance of Physical facilities and Academic Support Facilities			
Particulars	Actual Expenditure 2019-20		Total
	SR	PG	
Academic			
Library Books & E-Books	24502	2880	27,382.00
ADVERTISEMENT EXPENSES	0	0	-
AFFILIATION FEES TO UNI/BOARD	6000	3900	9,900.00
CAREERER GUIDENCE COURSE EXPENSES	0	0	-
COMPUTER SOFTWARE FEES & EXPS.	25362	0.00	25,362.00
COMPUTER TRAINING EXPENSES	0	0	-
EDUCATIONAL EXPENSES	479826	0	4,79,826.00
GARDEN EXPENSES	50475	50144	1,00,619.00
LABORATORY CURRRENT EXPENCES	8570	11750	20,320.00
REGISTRATION FEES EXP.	0	0	-
RESEARCH PROJECT EXPENSES	0	0	-
VARIOUS PROGRAM.& SEMINAR EXP	96845	88429.00	1,85,274.00
BANK /CHARGES EXP.	2325.42	580.00	2,905.42
ELECTRICITY CHARGES EXP.	12120.00	0.00	12,120.00
GUEST HOUSE EXPENSES	0.00	0.00	-
LEGAL EXPENSES	14266.00	0.00	14,266.00
MISCELLANEOUS EXPENSES	154243.00	129583.00	2,83,826.00
POSTAGE & TELEGRAM EXPENSES	2571.00	0.00	2,571.00
TELEPHONE & INTERNET EXPENSES	48772.00	200.00	48,972.00
TRAVELLING & TRANSPORTINGEXPENSES	49095.00	23718.00	72,813.00
BOOK BINDING EXP.	4314.00	0.00	4,314.00
NEWS PAPERS & PERIODICALS EXP.	40512.00	16541.00	57,053.00
PRINTING & STATIONERY EXP.	147222.37	27953.60	1,75,175.97
STATIONARY EXPENSES	8886.27	0.00	8,886.27
MEETING EXPENSES	0.00	0.00	-
N.S.S./N.C.C. EXP.	270575	0	2,70,575.00
STUDENT ACTIVITY EXPENSES	96852	335873.78	4,32,725.78
STUDENT TRAINING & PLACEMENT EXPENSES	0	0	-
AUDIT FEE	17700	11800.00	29,500.00
Total	1561034.06	703352.38	2264386.44
Physical			
BUILDING & FURNITURE INSURANCE	-	-	-
INSURANCE	23027	0	23,027.00
REP.& MAINT.	160441	49596.00	2,10,037.00
MESS CONSUMABLE EXP.	0	0	-
MESS GAS/FUEL EXPENSES	0	0	-
MESS GRAIN & GROSSARY EXP.	0	0	-
MESS OTHER EXP.	0	0	-
HOSTEL OTHER EXP.	0	0	-
SANITATION EXPENSES	0	0	-
SUPERVISION & SERVICE CHARGES EXP.	0	0	-
WATER CHARGES EXPENSES	0	0	-
ELECTRICITY MAINT.EXP.	0	0	-
REPAIRS TO EQUIPMENT	0	0	-
VEHICLE EXPENSES	0	0	-
Total	1,83,468.00	49,596.00	2,33,064.00
Grand Total	1744502.06	752948.38	2497450.44



FOR KADAM & COMPANY
CHARTERED ACCOUNTANTS

(U. S. KADAM)
PARTNER
Mem No.031055


PRINCIPAL
Art's Science & Commerce College
Rahata, Tal. Rahata, Dist. A. Nagar

Audited statement of accounts highlighting the financial support provided to staff –

Note: The total expenditure for Other Miscellaneous (Misc.) expenses for the financial year 2019-20, as per the audited statement, is Rs. 2,00,834/-, of which Rs. 88,429/- was spent on seminars and workshops, and **Rs. 8,500/-** was provided as financial support to staff by the institution. The splitting of the audited statement is as follows, with the total expenditure and the financial support provided to staff highlighted



ARTS, SCIENCE AND COMMERCE COLLEGE, RAHATA

Tal- Rahata, Dist-Ahmednagar (423107)
(University of Pune Affiliated ID No. PU/AN/ASC/052/1997)
Phone- (02423) 204488, Fax- (02423) 204488
Email: rahatacollege@rediffmail.com
Website: http://pravarassri.org.in



Recipient of "Best Rural College Award" from Student Welfare Board, University of Pune (2011-12)
Recipient of "Best Rural College Award" from University of Pune (2012-13)
"NAAC ACREDITTED "B++" GRADE"

PG

Other Misc. Expenses (2019-2020)

SR.NO	Account Head	Amount
1	Seminar & Workshop Exps	88429
2	Various Prog Exps	21137
3	Sanitation Exps	37262
4	Garden Exps	50144
5	Other Misc Exps	3862
Total-		200834/-

Seminar & Workshop Expenses (2019-2020)

SR.NO	Account Head	Amount
1	Financial Support To the Staff	8500
2	Generator Diesel	4000
3	Lunch Bill Seminar	48315
4	Printing & Stationery Exps	22368
5	Other Mis. Exps	5246
Total-		88429 /-



PRINCIPAL
Art's Science & Commerce College
Rahata, Tal. Rahata, Dist. A. Nagar

Institutional Income & expenditure statements 2019-20 (SR)

SHIRDI SAI RURAL INSTITUTE'S					
ART SCIENCE & COMMERCE COLLEGE RAHATA (SENIOR)					
A/P. Pimpalas Tal. Rahata Dist. Ahmednagar					
INCOME & EXPENDITURE ACCOUNT FOR THE YEAR ENDED 31ST MARCH 2020					
EXPENDITURE	AMOUNT	AMOUNT	INCOME	AMOUNT	AMOUNT
TO EXPENDITURE IN RESPECT OF PROPERTIES		1,186,692.27	BY RENT	-	-
Rent, Rates & Taxes	976,947.00		BY INTEREST		198,722.00
Repairs & Maintenance	-		On Bank a/c	198,722.00	-
Insurance	23,027.00		On Other	-	-
Depreciation on Immovable Property	186,718.27				
TO INTEREST ON LOAN		-	BY DIVIDENDS	-	-
TO MEETING EXPENSES		-	BY DONATIONS	-	-
TO LEGAL & PROFESSIONAL EXPENSES		14,266.00	BY GRANTS		37,697,642.00
TO AUDIT FEES		17,700.00	Salary Grants	37,697,642.00	-
TO CONTRIBUTION & FEES		-	Non-Salary Grants	-	-
TO AMOUNT WRITTEN OFF	-	-	Term Fee grants	-	-
TO MISC. EXPENSES	-	-	Admission Fee Grants	-	-
TO DEPRECIATION ON OTHER ASSETS	-	899,760.69	Other Grants	-	-
TO EXPENSES ON OBJECT OF THE TRUST		40,294,386.09			
Salaries & Allowances	37,515,123.00		BY FEES RECEIVED		2,602,465.00
Bank Charges	2,325.42		Admission Fees	17,420.00	-
Advertisement Expenses	-		Tuition Fees	390,927.00	-
Travelling Expenses	28,025.00		Term Fees	-	-
Postage & Telephone	2,571.00		Hostel Fees	-	-
Printing & Stationery	100,679.37		Boarding Mess Fees	-	-
News Papers & Periodicals	16,857.00		Other Fees	2,194,118.00	-
Gymkhana & Gathering Expenses	76,853.00				
Vehicle Expenses	20,170.00		BY SUPERVISION CHARGES	-	-
Transport Charges	900.00		BY DISCOUNT	-	-
Electrical Expenses	12,120.00		BY OTHER INCOME		664,280.00
Term Fee & Exam Expenses	-		Profit on Sale of Assets	-	-
Recoverable Tuition Fees	-		Miscellaneous Income	664,280.00	-
Educational Expenses	128,995.00				
Internet Fees/Charges	48,772.00		BY EXCESS OF EXPENDITURE OVER INCOME	-	1,249,696.05
Affiliation Fee to Uni./Board	6,000.00				
Laboratory Current Expenses	8,570.00				
Student Expenses	844,124.30				
Administrative Charges	1,114,256.00				
Repairs & Maintenance Expenses	160,441.00				
Other Misc. Expenses	207,604.00				
TOTAL		42,412,805.05	TOTAL		42,412,805.05

PLACE - RAHATA

DATE - 24/7/20

PRINCIPAL

Art's Science & Commerce College
Rahata, Tal. Rahata, Dist. A. Nagar

As per our report of even date
For Kadam & Company
Chartered Accountants
(U.S. Kadam)
Partner

SHIRDI SAI RURAL INSTITUTE'S					
ARTS, SCIENCE & COMMERCE COLLEGE RAHATA (SECTOR)					
Tal. Rahata Dist. Ahmednagar					
BALANCE SHEET AS ON 31 ST MARCH, 2020					
FUNDS & LIABILITIES	AMOUNT	AMOUNT	PROPERTIES & ASSETS	AMOUNT	AMOUNT
OTHER FUND	-	11,128,526.00	IMMOVABLE PROPERTIES	-	7,282,012.69
Equipment Fund	2,300,000.00	-	FURNITURE AND DEAD STOCK	-	2,301,887.28
Building Fund	8,000,000.00	-	OTHER ASSETS	-	4,887,216.63
Student Aid Fund	155,477.00	-	STOCK IN HAND	-	227,481.13
Student Welfare Fund	497,049.00	-	ADVANCES	-	279,517.00
Other Fund	176,000.00	-	Advance to Employees	67,055.00	-
			Deposit for Services	178,002.00	-
EARMARKED FUND	-	-	Sundry debtors	34,460.00	-
Prize Fund	-	-			
			BANK FIXED DEPOSIT	-	1,000,000.00
DEPOSITS	-	411,580.00	F.D. with P.S.B.Ltd.	1,000,000.00	-
Security Deposit	135,399.00	-	BANK SAVING ACCOUNT		3,703,739.88
Deposit from Students	276,181.00	-	Sav. a/c with Bank of Mah. - Exam.	20,713.74	-
			Sav. a/c with Bank of Mah. - FIST	984,415.00	-
CURRENT LIABILITIES	-	82,423.00	Sav. a/c with Bank of Mah. - P.F.	8,358.00	-
Creditors for Suppliers & expenses	82,423.00	-	Sav. a/c with Bank of Mah. - Salary	125,463.90	-
			Sav. a/c with U.B.I.	2,564,789.24	-
OTHER LIABILITIES	-	6,294,161.00	BANK CURRENT ACCOUNT		237,691.59
Other Liabilities	6,294,161.00	-	Current a/c with A.D.C.C. Rahata	5,488.90	-
			Current a/c with BOM (Net Banking)	37,791.92	-
INTER UNIT BALANCES	-	14,511,139.73	Current a/c with P.S.B. Rahata-1	2,002.07	-
Shirdi Sai Rural Institutes	14,511,139.73	-	Current a/c with U.B.I. NSS	3,156.65	-
			Current a/c with U.B.I. - SWB	87,918.55	-
			Current a/c with P.S.B. Rahata-208	101,333.50	-
			CASH IN HAND	-	593.56
			INCOME & EXPENDITURE A/C		12,507,689.97
			Balance as Per Last Balance Sheet	11,257,993.92	-
			Income/Expenditure - Add	1,249,696.05	-
TOTAL		32,427,829.73	TOTAL		32,427,829.73

PLACE - RAHATA
DATE 24/7/2020


PRINCIPAL
Art's Science & Commerce College
Rahata, Tal. Rahata, Dist. A. Nagar



As per our report of even date
For Kadam & Company
Chartered Accountants

(U.S. Kadam)
Partner

UDFN-20031055AAAAH1164

m.No. 031056

SHIRDI SAI RURAL INSTITUTE'S
S, SCIENCE & COMMERCE COLLEGE RAHATA (SENIOR)
A/P Pimpalas Tal. Rahata Dist. Ahmednagar
FIXED ASSETS SCHEDULE AS ON 31ST MARCH 2020

FIXED ASSETS SCHEDULE AS ON 31ST MARCH 2020											
NAME OF ASSET		C O S T				D E P R E C I A T I O N				W D V	
	Rate	AS ON 31-3-19	ADDITIONS	SALE/ADJ	TOTAL 31-3-2020	AS ON 31-3-19	DURING YEAR	SALE/ADJ.	TOTAL 31-3-2020	AS ON 31-3-2020	ASON 31-3-19
IMMOVABLE PROPERTIES											
1	Land	-	-	-	-	-	-	-	-	-	-
2	Buildings	2 50%	5,086,695 00	-	5,086,695 00	334,803 99	118,797 27	-	453,601 26	4,633,093 74	4,751,891 01
3	Compound Fencing	2 50%	675,319 00	-	675,319 00	59,787 25	15,388 29	-	75,175 54	600,143 46	615,531 75
4	Water Storage Tank	2 50%	1,316,226 00	-	1,316,226 00	156,504 94	28,993 03	-	185,497 97	1,130,728 03	1,159,721 06
5	Pipe & Pipe Fitting	2 50%	36,665 00	-	36,665 00	7,630 12	725 87	-	8,355 99	28,309 01	29,034 88
6	Wells	2 50%	344,035 00	-	344,035 00	81,385 03	6,566 25	-	87,951 28	256,083 72	262,649 97
7	Parking Shed	2 50%	675,004 00	-	675,004 00	25,101 71	16,247 56	-	41,349 27	633,654 73	649,902 29
8	Capital Work in Progress			-				-			
	Sub Total		8,133,944.00	-	8,133,944.00	665,213 04	186,718 27	-	851,931 31	7,282,012 69	7,468,730 96
B	FURNITURE & DEAD STOCK	10%	4,608,494 00	975 00	4,609,469 00	2,051,816 47	255,765 25	-	2,307,581 72	2,301,887 28	2,556,677 53
C OTHER ASSETS											
1	Electrical Installation	10%	1,371,991 00	-	1,371,991 00	743,103 00	62,888 80	-	805,991 80	565,999 20	628,888 00
2	Library Books	10%	1,786,230 00	24,502 00	1,810,732 00	1,266,487 77	54,424 42	2,124 60	1,318,787 59	491,944 41	519,742 23
3	Lab Fittings & Equipment	10%	4,420,335 03	136,233 00	4,556,568 03	1,836,253 72	272,031 43	6,811 65	2,101,473 50	2,455,094 53	2,584,081 31
4	Games Equipment	10%	1,263,075 00	-	1,263,075 00	670,864 15	59,221 01	-	730,085 16	532,989 84	592,210 85
5	Works Exp equipment	10%	-	-	-	-	-	-	-	-	-
6	Audio Visual Aids	10%	17,945 00	-	17,945 00	17,945 00	-	-	17,945 00	-	-
7	Educational Aids	10%	111,866 00	-	111,866 00	64,646 61	4,721 94	-	69,368 55	42,497 45	47,219 39
8	Workshop Equipment	10%	-	-	-	-	-	-	-	-	-
9	Computer/Electronic Equip	20%	2,805,132 00	-	2,805,132 00	1,807,026 34	199,621 13	-	2,006,647 47	798,484 53	998,105 66
10	Swimming Pool Equip	10%	-	-	-	-	-	-	-	-	-
11	Office Equipment	10%	1,940 00	-	1,940 00	1,710 37	22 96	-	1,733 33	206 67	229 63
12	Other Equipment	10%	-	-	-	-	-	-	-	-	-
13	Solar Water H.S.	10%	-	-	-	-	-	-	-	-	-
	Total		11,778,514.03	160,735 00	11,939,249 03	6,408,036 96	652,931 69	8,936 25	7,052,032 40	4,887,216 63	5,370,477 07
D	LIVE STOCK	-	-	-	-	-	-	-	-	-	-
	GRAND TOTAL		24,520,952.03	161,710.00	24,682,662.03	9,125,066.47	1,095,415.21	8,936.25	10,211,545.43	14,471,116.60	15,395,885.56

EXAMINED & FOUND CORRECT,
For Kadam & Company
Chartered Accountants

PLACE - RAHATA
DATE - 24/7/2020

PRINCIPAL

Art's Science & Commerce College
Rahata, Tal. Rahata, Dist. A. Nagar



(U.S. Kadam)
Partner


UDIN - 20031055AAAAHH1164

M. No. 031056

Institutional Income & expenditure statements 2019-20 (PG)


SHIRDI SAI RURAL INSTITUTE'S					
ARTS, SCIENCE & COMMERCE COLLEGE RAHATA (POST GRADUATE)					
Tal. Rahata Dist. Ahmednagar					
INCOME & EXPENDITURE ACCOUNT FOR THE YEAR ENDED 31ST MARCH 2020					
EXPENDITURE	AMOUNT	AMOUNT	INCOME	AMOUNT	AMOUNT
TO EXPENDITURE IN RESPECT OF PROPERTIES	-	144,748.22		-	-
Rent, Rates & Taxes	144,491.00	-	BY INTEREST	-	-
Insurance on Property	-	-	On Bank a/c	-	-
Depreciation on Immovable Property	257.22	-	BY DIVIDENDS	-	-
TO MEETING EXPENSES	-	11,750.00	BY FEES RECEIVED	-	2,507,260.00
TO AUDIT FEES	-	11,800.00	Admission Fees	7,050.00	-
TO DEPRECIATION ON OTHER ASSETS	-	177,389.85	Tuition Fees	709,598.00	-
TO EXPENSES ON OBJECT OF THE TRUST	-	9,801,693.60	Other Fees	1,790,612.00	-
Salaries & Allowances	4,099,338.00	-	Fee Arrears	-	-
Visiting/Guest Lecturer Honarium	51,500.00	-	BY OTHER INCOME	-	100,458.00
Bank Charges	580.00	-	Other Receipts	16,199.00	-
Advertisement Expenses	-	-	Miscellaneous Income	84,259.00	-
Travelling Expenses	1,650.00	-		-	-
Postage & Telephone	200.00	-	BY EXCESS OF EXPENDITURE OVER INCOME	-	7,539,663.67
Printing & Stationery	24,553.60	-		-	-
Newspapers & Periodicals	6,413.00	-		-	-
Gymkhana & Gathering Expenses	7,337.00	-		-	-
Vehicle Expenses	21,368.00	-		-	-
Transport Charges	700.00	-		-	-
Electrical Expenses	-	-		-	-
Educational Expenses	-	-		-	-
Affiliation Fee to Uni./Board	3,900.00	-		-	-
Student Expenses	342,322.00	-		-	-
Laboratory Current Exp.	15,822.00	-		-	-
Administration Charges Exp.	84,127.00	-		-	-
Repairs & Maintenance Expenses	4,941,049.00	-		-	-
Other Misc. Expenses	200,834.00	-		-	-
TOTAL		10,147,381.67	TOTAL		10,147,381.67

PLACE - RAHATA
DATE - 30.11.2020


PRINCIPAL
Art's Science & Commerce College
Rahata, Tal. Rahata, Dist. A. Nagar



As per our report of even date
For Kadam & Company
Chartered Accountants


(U.S. Kadam)
Partner

M.No - 31055
UDIN - 20031055AAAAMB1585

SHIRDI SAI RURAL INSTITUTE'S					
ARTS, SCIENCE & COMMERCE COLLEGE RAHATA (POST GRADUATE)					
Tal. Rahata Dist. Ahmednagar					
BALANCE SHEET AS ON 31ST MARCH 2020					
FUNDS & LIABILITIES		AMOUNT	PROPERTIES & ASSETS	AMOUNT	AMOUNT
OTHER FUND	-	714,235.00			
Development Fund	606,615.00	-	IMMOVABLE PROPERTIES	-	10,031.76
Student Welfare Fund	84,659.00	-	FURNITURE AND DEAD STOCK	-	1,421,266.68
Student Aid Fund	22,961.00	-	OTHER ASSETS	-	183,162.04
			STOCK IN HAND	-	23,252.40
EARMARKED FUND	-	5,313.00			
Prize Fund	5,313.00	-	ADVANCES	-	26,660.00
			Advance to Employees	26,050.00	-
DEPOSITS	-	541,795.00	Advance to others	20.00	
Deposit from Student	541,795.00	-	Deposit for Services	590.00	
CURRENT LIABILITIES	-	28,524.00	BANK FIXED DEPOSIT	-	-
Creditors for Supplies & Expenses	756.00	-	F.D. with P.S.B.Ltd.	-	-
Unpaid Salary	27,768.00				
OTHER LIABILITIES		82,084.00	BANK CURRENT ACCOUNT	-	140,897.00
Other Liabilities	82,084.00		Curr. a/c with P.S.B.Ltd. -145	2,295.00	-
INTER UNIT BALANCES	-	11,274,838.27	Curr. a/c with P.S.B.Ltd. -210	138,602.00	
Shirdi Sai Rural Institute	11,274,838.27		CASH IN HAND	-	566.00
			Cash in Hand		
			INCOME & EXPENDITURE A/C		10,840,953.39
			Balance as Per Last Balance Sheet	3,301,289.72	
			Income/Expenditure - Deficit	7,539,663.67	
TOTAL		12,646,789.27	TOTAL		12,646,789.27
<p>As per our report of even date For Kadam & Company Chartered Accountants</p> <p>PLACE - RAHATA DATE - 30.11.2020</p> <p>PRINCIPAL Art's Science & Commerce College Rahata, Tal. Rahata, Dist. A. Nagar</p> <p>(U.S. Kadam) Partner</p> <p>UDIN - 20031055AAAA MB 1585 M.No - 31055</p>					

SHIRDI SAI RURAL INSTITUTE'S S, SCIENCE & COMMERCE COLLEGE RAHATA (POST GRADUATE) Tal. Rahata Dist. Ahmednagar FIXED ASSETS SHEDULE AS ON 31ST MARCH 2020											
SR. NO.	NAME OF ASSET	Rate	AS ON 31-3-18	C O S T ADDITIONS	SALE/ADJ.	TOTAL 31-3-2019	AS ON 31-3-18	DE P R E C I A T I O N DURING YEAR	SALE/ADJ.	TOTAL 31-3-2019	W D V AS ON 31-3-2020
A	IMMOVABLE PROPERTIES										
1	Land	2.5%	-	-	-	-	-	-	-	-	-
2	Buildings	2.5%	-	-	-	-	-	-	-	-	-
3	Compound Fencing	2.5%	-	-	-	-	-	-	-	-	-
4	Misc Construction	2.5%	-	-	-	-	-	-	-	-	-
5	Pipe & Pipe Fitting	2.5%	-	-	-	-	-	-	-	-	-
6	Wells	2.5%	12,975.00	-	-	12,975.00	2,686.02	257.22	-	2,943.24	10,031.76
7	Capital Work in Progress		-	-	-	-	-	-	-	-	-
	Sub Total		12,975.00	-	-	12,975.00	2,686.02	257.22	-	2,943.24	10,031.76
B	FURNITURE & DEAD STOCK	10%	500.00	1,578,949.00	-	1,579,449.00	263.80	157,918.52	-	158,182.32	1,421,266.68
C	OTHER ASSETS										
1	Electrical Installation	10%	57,066.00	7,200.00	-	64,266.00	23,369.10	4,089.69	360.00	27,098.79	37,167.21
2	Water Storage Tank	10%	-	-	-	-	-	-	-	-	-
3	Vehicles	10%	-	-	-	-	-	-	-	-	-
4	Library Books	10%	453,727.00	2,880.00	-	456,607.00	307,360.97	14,636.60	144.00	321,853.57	134,753.43
5	Lab. Fittings & Equipment	10%	23,656.00	-	-	23,656.00	11,165.56	1,249.04	-	12,414.60	11,241.40
6	Games Equipment	10%	-	-	-	-	-	-	-	-	-
7	Works Exp. equipment	10%	-	-	-	-	-	-	-	-	-
8	Audio Visual Aids	10%	-	-	-	-	-	-	-	-	-
9	Educational Aids	10%	-	-	-	-	-	-	-	-	-
10	Workshop Equipment	10%	-	-	-	-	-	-	-	-	-
11	Computer Equipment	20%	-	-	-	-	-	-	-	-	-
12	Swimming Pool Equip.	10%	-	-	-	-	-	-	-	-	-
13	Office Equipment	10%	-	-	-	-	-	-	-	-	-
14	Other Equipment	10%	-	-	-	-	-	-	-	-	-
15	Solar Water H.S.	10%	-	-	-	-	-	-	-	-	-
	Total		534,449.00	10,080.00	-	544,529.00	341,895.63	19,975.33	504.00	361,366.96	183,162.04
D	LIVE STOCK	-	-	-	-	-	-	-	-	-	-
	GRAND TOTAL		547,924.00	1,589,029.00	-	2,136,953.00	344,845.45	178,151.07	504.00	522,492.52	1,614,460.48

EXAMINED & FOUND CORRECT.
For Kadam & Company
Chartered Accountants


PRINCIPAL
Art's Science & Commerce College
Rahata, Tal. Rahata, Dist. A. Nagar



(U.S. Kadam)
Partner

UDIN - 20031055AAAAMB1585
T. No - 31055

PLACE - RAHATA
DATE - 30.11.2020

Audited statement of account highlighting the financial support to Staff 2018-19

Arts, Science and Commerce College, Rahata			
Expenditure incurred on Maintenance of Physical facilities and Academic Support Facilities			
Particulars	Actual Expenditure 2018-19		Total
	SR	PG	
Academic			
Library Books & E-Books	995	0	995.00
ADVERTISEMENT EXPENSES	4900	3024	7,924.00
AFFILIATION FEES TO UNI/BOARD	211400	0	2,11,400.00
CAREER GUIDANCE COURSE EXPENSES	0	0	-
COMPUTER SOFTWARE FEES & EXPS.	23371	0.00	23,371.00
COMPUTER TRAINING EXPENSES	0	20400	20,400.00
EDUCATIONAL EXPENSES	252152	0	2,52,152.00
GARDEN EXPENSES	0	2900	2,900.00
LABORATORY CURRENT EXPENSES	211878	55427	2,67,305.00
REGISTRATION FEES EXP.	0	0	-
RESEARCH PROJECT EXPENSES	0	3870	3,870.00
VARIOUS PROGRAM & SEMINAR EXP	236056	3720.00	2,39,776.00
ADMINISTRATIVE CHARGES	0.00	0.00	-
BANK CHARGES EXP.	3467.00	0.00	3,467.00
ELECTRICITY CHARGES EXP.	11180.00	0.00	11,180.00
SANITATION EXPENSES	13027.00	8771.00	21,798.00
LEGAL EXPENSES	3625.00	0.00	3,625.00
MISCELLANEOUS EXPENSES	179414.00	42439.00	2,21,853.00
POSTAGE & TELEGRAM EXPENSES	-	604.00	604.00
TELEPHONE & INTERNET EXPENSES	15382.00	3532.00	18,914.00
TRAVELLING & TRANSPORTING EXPENSES	148449.00	45990.00	1,94,439.00
NEWS PAPERS & PERIODICALS EXP.	18289.00	5661.00	23,950.00
PRINTING & STATIONERY EXP.	125266.78	4311.08	1,29,577.86
STATIONARY EXPENSES	0.00	0.00	-
MEETING EXPENSES	0.00	9500.00	9,500.00
N.S.S./N.C.C. EXP.	344883.8	0	3,44,883.80
STUDENT ACTIVITY EXPENSES	625498	754863	13,80,361.00
AUDIT FEE	17700	11800.00	29,500.00
Total	24,46,933.58	9,76,812.08	34,23,745.66
Physical			
BUILDING & FURNITURE INSURANCE	-	-	-
INSURANCE	19055	-	19,055.00
REP. & MAINT.	746704	10499.00	7,57,203.00
MESS CONSUMABLE EXP.	-	-	-
MESS GAS/FUEL EXPENSES	-	-	-
MESS GRAIN & GROSSARY EXP.	-	-	-
MESS OTHER EXP.	-	-	-
HOSTEL OTHER EXP.	-	-	-
SANITATION EXPENSES	-	-	-
SUPERVISION & SERVICE CHARGES EXP.	-	-	-
WATER CHARGES EXPENSES	-	-	-
ELECTRICITY MAINT EXP.	-	-	-
REPAIRS TO EQUIPMENT	-	-	-
VEHICLE EXPENSES	-	-	-
Total	765759	10499.00	7,76,258.00
Grand Total	3212692.58	987311.08	42,00,003.66


FOR KADAM & COMPANY
CHARTERED ACCOUNTANTS

(U. S. KADAM)
PARTNER
Mem.No.03105


PRINCIPAL
 Art's Science & Commerce College
 Rahata, Tal. Rahata, Dist. A. Nagar

Audited statement of accounts highlighting the financial support provided to staff –

Note: The total expenditure for educational expenses for the financial year 2018-19, as per the audited statement, is Rs. 3,38,072/-, of which Rs. 2,33,696/- was spent on seminars and workshops, and **Rs. 13,000/-** was provided as financial support to staff by the institution. The splitting of the audited statement is as follows, with the total expenditure and the financial support provided to staff highlighted

'Shirdi Sai Rural Institute's'
ARTS, SCIENCE AND COMMERCE COLLEGE, RAHATA
Tal- Rahata, Dist-Ahmednagar (423107)
(University of Pune Affiliated ID No. PU/AN/ASC/052/1997)
Phone- (02423) 204488, Fax- (02423) 204488
Email: rahatacollege@rediffmail.com
Website: http://pravarassri.org.in



Recipient of "Best Rural College Award" from Student Welfare Board, University of Pune (2011-12)
Recipient of "Best Rural College Award" from University of Pune (2012-13)
"NAAC ACREDITED "B++" GRADE"

Educational Expenses (2018-2019) 54

SR.NO	Account Head	Amount
1	Computer & Software Exps	23371
2	IQAC Exps	44280
3	MCED Program Exps	33100
4	Seminar & Workshop Exps	233696
Total-		338072/-



PRINCIPAL
Art's Science & Commerce College
Rahata, Tal.Rahata, Dist.A.Naga



'Shirdi Sai Rural Institute's'
ARTS, SCIENCE AND COMMERCE COLLEGE, RAHATA

Tal- Rahata, Dist-Ahmednagar (423107)
(University of Pune Affiliated ID No. PU/AN/ASC/052/1997)
Phone- (02423) 204488, Fax- (02423) 204488
Email: rahatacollege@rediffmail.com
Website: <http://pravarassri.org.in>



Recipient of "Best Rural College Award" from Student Welfare Board, University of Pune (2011-12)

Recipient of "Best Rural College Award" from University of Pune (2012-13)

"NAAC ACREDITTED "B++" GRADE"

Seminar & Workshop Expenses (2018-2019)

SR.NO	Account Head	Amount
1	Financial Support To the Staff	13000
2	Generator Diesel	1000
3	Lunch Bill Seminar	195037
4	Printing & Stationery Exps	8725
5	Other Mis. Exps	15934
Total-		233696/-



[Signature]
PRINCIPAL
Art's Science & Commerce College
Rahata, Tal.Rahata, Dist.A.Naga

Institutional Income & expenditure statements 2018-19(SR)

SHIRDI SAI RURAL INSTITUTE'S					
ART'S SCIENCE & COMMERCE COLLEGE RAHATA (SENIOR)					
A/P.Pimpalas Tal.Rahata Dist. Ahmednagar					
INCOME & EXPENDITURE ACCOUNT FOR THE YEAR ENDED 31ST MARCH 2019					
EXPENDITURE	AMOUNT	AMOUNT	INCOME	AMOUNT	AMOUNT
TO EXPENDITURE IN RESPECT OF PROPERTIES		1,796,528.92	BY RENT	-	-
Rent, Rates & Taxes	1,025,956.00		BY INTEREST	-	20,167.00
Repairs & Maintenance	560,012.00		On Bank a/c	20,167.00	-
Insurance	19,055.00		On Other	-	-
Depreciation on Immovable Property	191,505.92			-	-
TO INTEREST ON LOAN	-	-	BY DIVIDENDS	-	-
TO MEETING EXPENSES	-	-	BY DONATIONS	-	-
TO LEGAL & PROFESSIONAL EXPENSES	-	9,480.00	BY GRANTS	-	37,721,348.00
TO AUDIT FEES	-	17,700.00	Salary Grants	37,166,528.00	-
TO CONTRIBUTION & FEES	-	-	Non-Salary Grants	-	-
TO AMOUNT WRITTEN OFF	-	-	Term Fee grants	-	-
TO MISC. EXPENSES	-	-	Admission Fee Grants	23,662.00	-
TO DEPRECIATION ON OTHER ASSETS	-	837,534.56	Other Grants	531,158.00	-
TO EXPENSES ON OBJECT OF THE TRUST	-	40,703,318.88		-	-
Salaries & Allowances	37,141,862.00		BY FEES RECEIVED	-	2,775,137.00
Bank Charges	3,467.30		Admission Fees	15,020.00	-
Advertisement Expenses	4,900.00		Tuition Fees	575,820.00	-
Travelling Expenses	47,640.00		Term Fees	-	-
Postage & Telephone	17,510.00		Hostel Fees	-	-
Printing & Stationery	123,138.78		Boarding Mess Fees	-	-
News Papers & Periodicals	18,289.00		Other Fees	2,184,297.00	-
Gymkhana & Gathering Expenses	188,515.00			-	-
Vehicle Expenses	97,149.00		BY SUPERVISION CHARGES	-	-
Transport Charges	3,660.00		BY DISCOUNT	-	-
Electrical Expenses	11,180.00		BY OTHER INCOME	-	660,768.70
Term Fee & Exam Expenses	-		Profit on Sale of Assets	-	-
Recoverable Tuition Fees	-		Miscellaneous Income	660,768.70	-
Educational Expenses	338,072.00			-	-
Internet Fees/Charges	-		BY EXCESS OF EXPENDITURE OVER INCOME	-	2,187,141.66
Affiliation Fee to Uni./Board	211,400.00				
Laboratory Current Expenses	211,878.00				
Student Expenses	737,586.80				
Administrative Charges	965,486.00				
Repairs & Maintenance Expenses	186,692.00				
Other Misc. Expenses	394,893.00				
TOTAL		43,364,562.36	TOTAL		43,364,562.36

As per our report of even date
For Kadam & Company
Chartered Accountants


PRINCIPAL
Art's Science & Commerce College
Rahata, Tal. Rahata, Dist. A. Nagar



(U.S. Kadam)
Partner

UDIN: 19031055 AAAAGR1793

PLACE - RAHATA

DATE - 25/09/2019

SHIRDI SAI RURAL INSTITUTE'S					
ARTS, SCIENCE & COMMERCE COLLEGE RAHATA (FOR)					
Tal. Rahata Dist. Ahmednagar					
BALANCE SHEET AS ON 31 ST MARCH, 2019					
FUNDS & LIABILITIES	AMOUNT	AMOUNT	PROPERTIES & ASSETS	AMOUNT	AMOUNT
OTHER FUND		10,744,277.00	IMMOVABLE PROPERTIES	-	7,468,730.96
Equipment Fund	2,300,000.00	-	FURNITURE AND DEAD STOCK	-	2,556,677.53
Building Fund	8,000,000.00	-	OTHER ASSETS	-	5,370,477.07
Student Aid Fund	133,797.00	-	STOCK IN HAND	-	160,565.00
Student Welfare Fund	134,480.00	-	ADVANCES	-	259,998.00
Other Fund	176,000.00	-	Advance to Employees	47,536.00	-
		-	Deposit for Services	178,002.00	-
EARMARKED FUND	-	-	Sundry debtors	34,460.00	-
Prize Fund	-	-		-	-
		-	BANK FIXED DEPOSIT	-	1,000,000.00
		-	F.D. with P.S.B. Ltd.	1,000,000.00	-
DEPOSITS		858,635.00	BANK SAVING ACCOUNT		1,742,314.74
Security Deposit	319,475.00	-	Sav a/c with Bank of Mah - Exam.	41,836.14	-
Deposit from Students	539,160.00	-	Sav a/c with Bank of Mah - FIST	952,055.00	-
		-	Sav a/c with Bank of Mah - P.F.	7,467.00	-
CURRENT LIABILITIES		250,556.00	Sav a/c with Bank of Mah - Salary	109,973.60	-
Creditors for Suppliers & expenses	250,556.00	-	Sav a/c with U.B.I.	630,983.00	-
		-			
OTHER LIABILITIES		5,803,837.50	BANK CURRENT ACCOUNT		539,295.53
Other Liabilities	5,803,837.50	-	Current a/c with A.D.C.C. Rahata	5,488.90	-
		-	Current a/c with BOM (Net Banking)	50,649.00	-
INTER UNIT BALANCES		12,698,961.81	Current a/c with P.S.B. Rahata-1	2,007.07	-
Shirdi Sai Rural Institutes	12,698,961.81	-	Current a/c with U.B.I. NSS	132,816.95	-
		-	Current a/c with U.B.I. - SWB	104,175.11	-
		-	Current a/c with P.S.B. Rahata-208	244,158.50	-
		-	CASH IN HAND	-	214.56
		-	INCOME & EXPENDITURE A/C		11,257,993.92
		-	Balance as Per Last Balance Sheet	9,070,852.26	-
		-	Income/Expenditure - Add	2,187,141.66	-
TOTAL		30,356,267.31	TOTAL		30,356,267.31

PLACE - RAHATA


DATE 25/09/2019


PRINCIPAL

Art's Science & Commerce College
Rahata, Tal. Rahata Dist. A. Nagar



As per our report of even date
For Kadam & Company
Chartered Accountants


(U.S. Kadam)
Partner

UDIN: 19031055 AAAA GR 1793

**SHIRDI SAI RURAL INSTITUTE'S
SCIENCE & COMMERCE COLLEGE RAHATA (SENIOR)
A/P Pimpalas Tal. Rahata Dist. Ahmednagar**

FIXED ASSETS SCHEDULE AS ON 31ST MARCH 2019

SR NO.	NAME OF ASSET	Rate	C O S T				D E P R E C I A T I O N				W D V	
			AS ON 31-3-18	ADDITIONS	SALE/ADJ.	TOTAL 31-3-2019	AS ON 31-3-18	DURING YEAR	SALE/ADJ.	TOTAL 31-3-2019	AS ON 31-3-2019	AS ON 31-3-18
A	IMMOVABLE PROPERTIES											
1	Land	-		-	-							
2	Buildings	2.50%	5,086,695.00	-	-	5,086,695.00	212,960.63	121,843.36	-	334,803.99	4,751,891.01	4,873,734.37
3	Compound Fencing	2.50%	675,319.00	-	-	675,319.00	44,004.38	15,782.87	-	59,787.25	615,531.75	631,314.62
4	Water Storage Tank	2.50%	1,316,226.00	-	-	1,316,226.00	126,768.50	29,736.44	-	156,504.94	1,159,721.06	1,189,457.50
5	Pipe & Pipe Fitting	2.50%	36,665.00	-	-	36,665.00	6,885.64	744.48	-	7,630.12	29,034.88	29,779.36
6	Wells	2.50%	344,035.00	-	-	344,035.00	74,650.42	6,734.61	-	81,385.03	262,649.97	269,384.58
7	Parking Shed	2.50%	675,004.00	-	-	675,004.00	8,437.55	16,664.16	-	25,101.71	649,902.29	666,566.45
8	Capital Work in Progress	-	-	-	-	-	-	-	-	-	-	-
	Sub Total		8,133,944.00	-	-	8,133,944.00	473,707.12	191,505.92	-	665,213.04	7,468,730.96	7,660,236.88
B	FURNITURE & DEAD STOCK	10%	3,195,059.00	1,413,435.00	-	4,608,494.00	1,846,265.35	276,222.87	70,671.75	2,051,816.47	2,556,677.53	1,348,793.65
C	OTHER ASSETS											
1	Electrical Installation	10%	1,247,991.00	124,000.00	-	1,371,991.00	680,115.44	69,187.56	6,200.00	743,103.00	628,888.00	567,875.56
2	Library Books	10%	1,785,235.00	995.00	-	1,786,230.00	1,208,793.91	57,743.61	49.75	1,266,487.77	519,742.23	576,441.09
3	Lab. Fittings & Equipment	10%	4,420,335.03	-	-	4,420,335.03	1,549,133.57	287,120.15	-	1,836,253.72	2,584,081.31	2,871,201.46
4	Games Equipment	10%	1,263,075.00	-	-	1,263,075.00	605,062.94	65,801.21	-	670,864.15	592,210.85	658,012.06
5	Works Exp. equipment	10%	-	-	-	-	-	-	-	-	-	-
6	Audio Visual Aids	10%	17,945.00	-	-	17,945.00	17,945.00	-	-	17,945.00	-	-
7	Educational Aids	10%	111,866.00	-	-	111,866.00	59,400.01	5,246.60	-	64,646.61	47,219.39	52,465.99
8	Workshop Equipment	10%	-	-	-	-	-	-	-	-	-	-
9	Computer/Electronic Equip	20%	2,033,789.00	771,343.00	-	2,805,132.00	1,653,917.80	230,242.84	77,134.30	1,807,026.34	998,105.66	379,871.20
10	Swimming Pool Equip.	10%	-	-	-	-	-	-	-	-	-	-
11	Office Equipment	10%	1,940.00	-	-	1,940.00	1,684.85	25.52	-	1,710.37	229.63	255.15
12	Other Equipment	10%	-	-	-	-	-	-	-	-	-	-
13	Solar Water H.S	10%	-	-	-	-	-	-	-	-	-	-
	Total		10,882,176.03	896,338.00	-	11,778,514.03	5,776,053.52	715,367.49	83,384.05	6,408,036.96	5,370,477.07	5,106,122.51
D	LIVE STOCK	-	-	-	-	-	-	-	-	-	-	-
	GRAND TOTAL		22,211,179.03	2,309,773.00	-	24,520,952.03	8,096,025.99	1,183,096.28	154,055.80	9,125,066.47	15,395,885.56	14,115,153.04

EXAMINED & FOUND CORRECT
For Kadam & Company
Chartered Accountants

PLACE - RAHATA
DATE - 25/09/2019


PRINCIPAL
Art's Science & Commerce College
Rahata, Tal. Rahata, Dist. A. Nagar



(U.S. Kadam)
Partner

UDIN: 19031055AAAAGR1793

Institutional Income & expenditure statements 2018-19(PG)

SHIRDI SAI RURAL INSTITUTE'S					
ARTS, SCIENCE & COMMERCE COLLEGE RAHATA (POST GRADUATE)					
Tal. Rahata Dist. Ahmednagar					
INCOME & EXPENDITURE ACCOUNT FOR THE YEAR ENDED 31ST MARCH 2019					
EXPENDITURE	AMOUNT	AMOUNT	INCOME	AMOUNT	AMOUNT
TO EXPENDITURE IN RESPECT OF PROPERTIES	-	135,146.82		-	-
Rent, Rates & Taxes	134,883.00	-	BY INTEREST	-	-
Insurance on Property	-	-	On Bank a/c	-	-
Depreciation on Immovable Property	263.82	-	BY DIVIDENDS	-	-
TO MEETING EXPENSES	-	9,500.00	BY FEES RECEIVED	-	2,281,700.00
TO AUDIT FEES	-	11,800.00	Admission Fees	4,690.00	-
TO DEPRECIATION ON OTHER ASSETS	-	21,421.06	Tuition Fees	729,135.00	-
TO EXPENSES ON OBJECT OF THE TRUST	-	3,848,186.08	Other Fees	532,798.00	-
Salaries & Allowances	2,804,238.00	-	Fee Arrears	1,015,077.00	-
Visiting/Guest Lecturer Honarium	-	-		-	-
Bank Charges	712.00	-	BY OTHER INCOME	-	62,562.00
Advertisement Expenses	3,024.00	-	Other Receipts	-	-
Travelling Expenses	1,920.00	-	Miscellaneous Income	62,562.00	-
Postage & Telephone	4,136.00	-		-	-
Printing & Stationery	4,311.08	-	BY EXCESS OF EXPENDITURE OVER INCOME	-	1,681,791.96
Newspapers & Periodicals	5,661.00	-		-	-
Gymkhana & Gathering Expenses	3,609.00	-		-	-
Vehicle Expenses	44,070.00	-		-	-
Transport Charges	-	-		-	-
Electrical Expenses	-	-		-	-
Educational Expenses	41,360.00	-		-	-
Affiliation Fee to Uni./Board	-	-		-	-
Student Expenses	18,390.00	-		-	-
Laboratory Current Exp.	55,427.00	-		-	-
Administration Charges Exp.	77,937.00	-		-	-
Repairs & Maintenance Expenses	10,499.00	-		-	-
Other Misc. Expenses	772,892.00	-		-	-
TOTAL		4,026,053.96	TOTAL		4,026,053.96

PLACE - RAHATA
DATE - 25/09/2019


PRINCIPAL
Art's Science & Commerce College
Rahata, Tal. Rahata, Dist. A. Nagar



As per our report of even date
For Kadam & Company
Chartered Accountants


(U.S. Kadam)
Partner


UDIN: 19031055 AAAAGR1793

SHIRDI SAI RURAL INSTITUTE'S					
ARTS, SCIENCE & COMMERCE COLLEGE RAHATA (POST GRADUATE)					
Tal. Rahata Dist. Ahmednagar.					
BALANCE SHEET AS ON 31ST MARCH 2019					
FUNDS & LIABILITIES		AMOUNT	PROPERTIES & ASSETS	AMOUNT	AMOUNT
OTHER FUND	-	691,120.00			
Development Fund	606,615.00	-	IMMOVABLE PROPERTIES	-	10,288.98
Student Welfare Fund	67,664.00	-	FURNITURE AND DEAD STOCK	-	236.20
Student Aid Fund	16,841.00	-	OTHER ASSETS	-	192,553.37
			STOCK IN HAND	-	18,015.00
EARMARKED FUND	-	5,313.00			
Prize Fund	5,313.00	-	ADVANCES	-	35,245.00
			Advance to Employees	34,655.00	-
DEPOSITS	-	452,910.00	Deposit for Services	590.00	
Deposit from Student	452,910.00	-			
CURRENT LIABILITIES	-	90,635.00	BANK FIXED DEPOSIT	-	-
Creditors for Supplies & Expenses	63,840.00	-	F.D. with P.S.B Ltd.	-	-
Unpaid Salary	26,795.00				
OTHER LIABILITIES	-	255,083.00	BANK CURRENT ACCOUNT	-	38,492.00
Other Liabilities	255,083.00		Curr. a/c with P.S.B Ltd. -145	2,392.00	-
INTER UNIT BALANCES	-	2,101,594.27	Curr. a/c with P.S.B Ltd. -210	36,100.00	
Shirdi Sai Rural Institute	2,101,594.27		CASH IN HAND	-	535.00
			Cash in Hand		
			INCOME & EXPENDITURE A/C		3,301,289.72
			Balance as Per Last Balance Sheet	1,619,497.76	
			Income/Expenditure - Deficit	1,681,791.96	
TOTAL		3,596,655.27	TOTAL		3,596,655.27
<p>As per our report of even date For Kadam & Company Chartered Accountants</p> <p>PLACE - RAHATA DATE 25/09/2019</p> <p>PRINCIPAL Art's Science & Commerce College Rahata, Tal. Rahata, Dist. A. Nagar</p> <p>(U.S. Kadam) Partner</p> <p>UDIN : 19031055 AAAAGR1793</p>					

SHIRDI SAI RURAL INSTITUTE'S ARTS, SCIENCE & COMMERCE COLLEGE RAHATA (POST GRADUATE) Tal. Rahata Dist. Ahmednagar FIXED ASSETS SCHEDULE AS ON 31ST MARCH 2019												
SR NO	NAME OF ASSET	Rate	C O S T				D E P R E C I A T I O N				W D V	
			AS ON 31-3-18	ADDITIONS	SALE/ADJ.	TOTAL 31-3-2018	AS ON 31-3-18	DURING YEAR	SALE/ADJ.	TOTAL 31-3-2018	AS ON 31-3-2018	ASON 31-3-18
A	IMMOVABLE PROPERTIES											
1	Land	2.5%	-	-	-	-	-	-	-	-	-	-
2	Buildings	2.5%	-	-	-	-	-	-	-	-	-	-
3	Compound Fencing	2.5%	-	-	-	-	-	-	-	-	-	-
4	Misc Construction	2.5%	-	-	-	-	-	-	-	-	-	-
5	Pipe & Pipe Fitting	2.5%	-	-	-	-	-	-	-	-	-	-
6	Wells	2.5%	12,975.00	-	-	12,975.00	2,422.20	263.82	-	2,686.02	10,288.98	10,552.80
7	Capital Work in Progress		-	-	-	-	-	-	-	-	-	-
	Sub Total		12,975.00	-	-	12,975.00	2,422.20	263.82	-	2,686.02	10,288.98	10,552.80
B	FURNITURE & DEAD STOCK	10%	500.00	-	-	500.00	237.56	26.24	-	263.80	236.20	262.44
C	OTHER ASSETS											
1	Electrical Installation	10%	57,066.00	-	-	57,066.00	19,625.00	3,744.10	-	23,369.10	33,696.90	37,441.00
2	Water Storage Tank	10%	-	-	-	-	-	-	-	-	-	-
3	Vehicles	10%	-	-	-	-	-	-	-	-	-	-
4	Library Books	10%	453,727.00	-	-	453,727.00	291,098.08	16,262.89	-	307,360.97	146,366.03	162,628.92
5	Lab. Fittings & Equipment	10%	23,656.00	-	-	23,656.00	9,777.73	1,387.83	-	11,165.56	12,490.44	13,878.27
6	Games Equipment	10%	-	-	-	-	-	-	-	-	-	-
7	Works Exp equipment	10%	-	-	-	-	-	-	-	-	-	-
8	Audio Visual Aids	10%	-	-	-	-	-	-	-	-	-	-
9	Educational Aids	10%	-	-	-	-	-	-	-	-	-	-
10	Workshop Equipment	10%	-	-	-	-	-	-	-	-	-	-
11	Computer Equipment	20%	-	-	-	-	-	-	-	-	-	-
12	Swimming Pool Equip.	10%	-	-	-	-	-	-	-	-	-	-
13	Office Equipment	10%	-	-	-	-	-	-	-	-	-	-
14	Other Equipment	10%	-	-	-	-	-	-	-	-	-	-
15	Solar Water H S	10%	-	-	-	-	-	-	-	-	-	-
	Total		534,449.00	-	-	534,449.00	320,500.81	21,394.82	-	341,895.63	192,553.37	213,948.19
D	LIVE STOCK	-	-	-	-	-	-	-	-	-	-	-
	GRAND TOTAL		547,924.00	-	-	547,924.00	323,160.57	21,684.88	-	344,845.45	203,078.55	224,763.43
<div>PLACE - RAHATA DATE - 25/09/2019</div> <div>PRINCIPAL Art's Science & Commerce College</div> <div>EXAMINED & FOUND CORRECT. For Kadam & Company Chartered Accountants (U S Kadam) Partner</div>												

PLACE - RAHATA
DATE - 25/09/2019


Art's Science & Commerce College
Rahata, Tal. Rahata, Dist. A. Nagar



EXAMINED & FOUND CORRECT.
For Kadam & Company
Chartered Accountants

(U.S. Kadam)
Partner

UDIN: 19031055 AAAA GR1793



PRINCIPAL
Art's Science & Commerce College
Rahata, Dist. Ahmednagar.